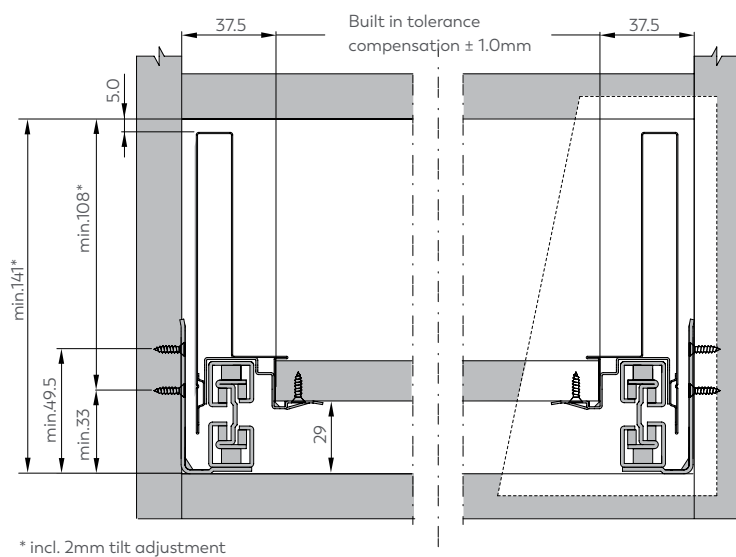


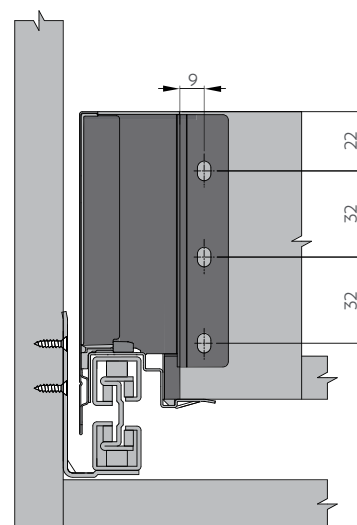
# T Inner Drawer 120mm Height

# ALUNANT

## Space requirements and front installation dimensions



## Back installation dimensions



## Cabinet profile screw positions

TM13S

Min. internal cabinet depth = drawer length + 3 mm  
Actual loss of extension = 0 mm

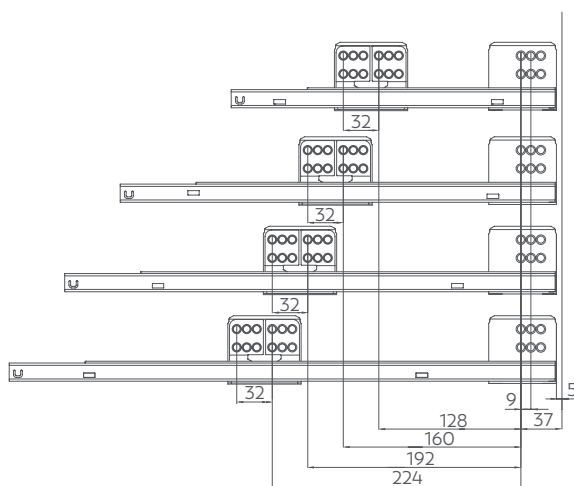
### Drawer length

270/350mm

400mm

450mm

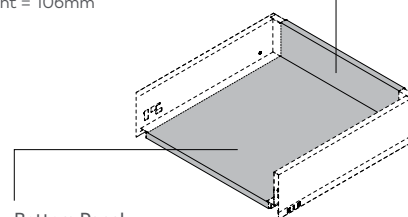
500/550mm



## Cutting dimensions for 16mm chipboard

### Back Panel

Width = internal cabinet width - 87mm  
Height = 106mm



### Bottom Panel

Width = internal cabinet width - 75mm  
Length (Wooden Back) = drawer length - 24mm

## Cutting dimensions for front panel (RPF875)

