



Pitcher filtration system
Owner's manual

Can TDS indicate the water quality?

TDS refers to Total Dissolved Solids, including all minerals such as sodium, calcium, magnesium, etc.

Milk	TDS:1000~3000
Milk powder	TDS:>2000
Coffee	TDS:150~400
Mineral water	TDS:200~500

TDS level does not fully indicate the quality of the water. It is improper to use TDS to measure the water filtered by this product. Only the Reverse Osmosis Filtration System can really reduce TDS.

This product adopts coconut shell activated carbon to effectively adsorb contaminants and heavy metals while retaining beneficial minerals in the water.

Thank you for choosing our product

Our pitcher delivers clean, healthy and great-tasting water for you and your family by offering household water filters.

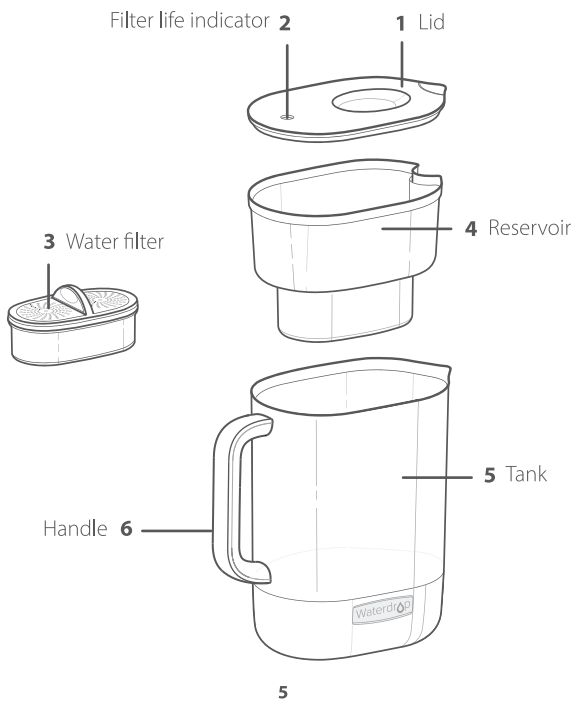


System is tested and certified by NSF International against **NSF/ANSI Standard 42** for the reduction of the claims specified on the Performance Data Sheet, and to **NSF/ANSI 372 (≤0.25% lead)**.

Contents

What's Included in the System	5
Care and Safety Information	6
Getting Started/Instruction for Use	7
Change Water Filter	9
Change Filter Life Indicator	9
Technical Specifications	9
Questions and Answers	10
3 Months Quality Assurance	11

What's Included in the System:



Care and Safety Information

- Use cold water only. The operating temperature of this pitcher filtration system is 41-100°F/5-38°C.
- **Do not** use with water that is microbiologically unsafe, or of unknown quality. This filter can not filter other liquids other than tap water.
- We recommend that you store your system in the refrigerator or in a cool area that is not in direct sunlight to get refreshing, great-tasting water.
- If the filter dries out, soak it in cold tap water for 10 minutes to remove bubbles before use to activate the filter and ensure the best filtration performance.
- If there is a lot of turbidity in tap water (such as cleaning the water tank or not using tap water for a long time), please flush it for a few minutes until the water turns clean before using.
- If water filter pitcher is not going to be used in a long time, please put it in a clean container with lid. Then place it in the refrigerator which will prolong the cartridge life.
- The filter must be protected from freezing, otherwise it might cause cracking and water leakage from the filter.

Getting Started/Instruction for Use

Step 1.
Wash your hands, then remove filter from filter box.

Step 2.
Please soak it in cold tap water for 10 minutes to remove bubbles before use to activate the filter and ensure the best filtration performance. [Figure 1.1]

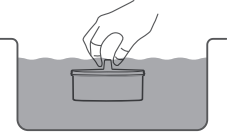


Figure 1.1

Step 3.
Hand-wash pitcher, lid and reservoir with a mild detergent. Don't put it in the dishwasher or use abrasive cleaners. Rinse thoroughly with water after washing.

Step 4.
Install filter into reservoir. Press firmly to ensure a tight seal. [Figure 1.2]

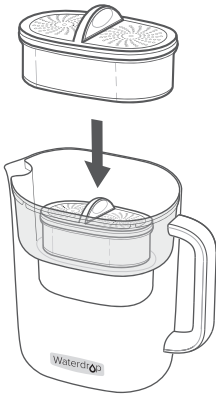


Figure 1.2

Step 5.
Fill the reservoir with cold tap water. Discard the first two pitchers of filtered water.

Step 6.
Hold the button for 5 seconds until the blue light flashes to activate the indicator. [Figure 1.3]
Note: Repeat this step after each new filter replacement.

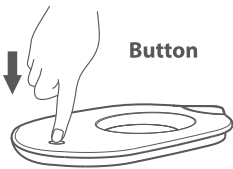


Figure 1.3

Status	Indication light	Remaining life(day)
Good ● Blue	Blue stay on for 5 seconds	> 10
Replace soon ● Red	Red flash 6 times	≤10
Replace now ● Red	Red stay on for 10 seconds	≤0

When you have filtered 200 gallons of water or the filter life indicator red light is on, whichever comes first, you should change your filter.

Change Water Filter

Water filter replacement consult steps 1 to 6

Change Filter Life Indicator

The filter life indicator is replaceable. Replace it by squeezing the clamping jaw. [Figure 1.4]

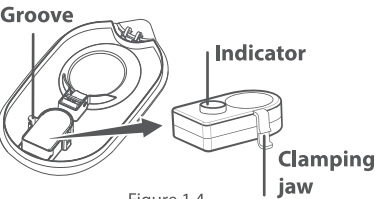



Figure 1.4

During the reinstallation, make sure that the clamping jaw is inserted into the groove completely.

Correctly dispose of the filter indicator

If the battery expires, dispose the indicator according to all applicable provision and regulation.



Technical Specifications

Filter capacity:
200 gallons (757 liters)/3 months
Weight: 1.98 lbs (0.9kg)
Size: 10.0x 5.3 x 10.0 inches
Flow rate: 0.2-0.5 gpm/ 0.8-2 lpm
Temperature: 41-100°F/5-38°C

Questions and Answers

Q: Why does the water flow get slow?

A: The filter cartridge may be clogged. Please check the indicator to see if it's time to change the filter cartridge. If yes, please replace the filter cartridge immediately. If not, take out the filter and shake it intensely in order to shift the granules inside, which will improve the speed of water flow.

Q: Why does the water taste bad?

A: The product is unclean, or the filter cartridge is not installed properly. It could also be time to change the filter cartridge. Please clean the pitcher and install the cartridge correctly or replace the filter cartridge.

Q: My filter indicator is not working, I cannot see the color of the indicator!

A: The battery might be out of power. Do not worry, the filter life indicator is replaceable. If it's in the warranty period, we can replace it for free.

Q: Why doesn't the TDS value be reduced after filtration?

A: TDS stands for total dissolved solids. It is composed of inorganic salts and a small amount of organic matter. This filter cannot lower the TDS value because it can remove harmful trace elements such as potassium, sodium, magnesium, and calcium, which can increase the TDS value. Please choose our RO system if you are looking for physical removal of TDS.

3 Months Quality Assurance

We promise your water filter system for 3 months from the date of purchase (except for the filter cartridge which is assured for 30 days) against all defects in materials and workmanship, when used in compliance with the owner's manual.

If the product proves to be defective within 3 months from the date of purchase, please contact our customer service. During the quality assurance period, we will replace or repair any part which is deemed to be defective, if product has not been subjected to tampering, alteration or improper use after delivery, and has not been repaired by the manufacturer.

The product is not promised against misuse, use in abnormal operation temperature conditions, conditions outside listed operating parameter or use in commercial operations.

We are not responsible for damage in transit and claims for such damage.

If you have any further questions, please call us for free **+1-888-352-3558 (U.S.)**. Our professional team will take care of your problem in a timely manner.

Performance data sheet

System Model No.: ECF-7017XX-21FZ

Substance reduction

The system has been tested and certified by the NSF International according to NSF/ANSI Standard 42 and NSF/ANSI Standards 372. The concentration of the indicated substances in water entering the system was reduced to a concentration less than or equal to the permissible limit for the water leaving the system, as specified by NSF/ANSI Standard 42. While testing was performed under standard laboratory conditions, actual performance may vary.

Performance Data Sheet			
Substance	Inf. Average	NSF Specified Challenge Concentration	Ave. % Reduction
Chlorine Taste and odor	2.0 mg/L	2.0 mg/L ± 10%	96.7%
Average Product Water Concentration	Max Permissible Product Water Concentration	NSF Reduction Requirements	NSF Test Report
0.05 mg/L	N/A	≥50%	J-00355920

System to be used with municipal or well water sources treated and tested on regular basis to ensure bacteriological safe quality. Do not use with water that is microbiologically unsafe or of unknown quality without adequate disinfection before or after the system.

⚠ Testing was performed under standard laboratory conditions, actual performance may vary.

Manufacturer Technical Support

Tel: +1-888-352-3558 (U.S.)
E-mail: service@waterdropfilter.com
Qingdao Ecopure Filter Co., Ltd.

