

SCAN ME



PYLE

PyleUSA.com



PGMC2WPS4

PS4 Game Console Handle Wireless Controller
with LED Lights, Built-in Speaker 6-Axis Sensor

USER GUIDE

DESIGNED FOR PS4



Please read this instruction manual thoroughly before using the unit. Please keep for future reference.

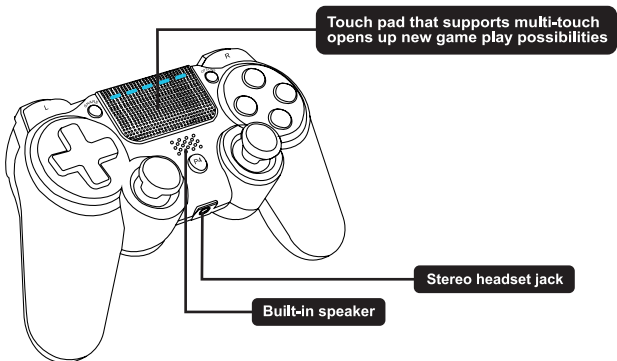
Brief Introduction

The Controller is specially designed for PlayStation 4 console, adapting Dual Shock 4 wireless controller program. It's equipped with latest motion sensing technology, built-in three-axis gyroscope and three-axis accelerator. With the three features, it can detect omnidirectional dynamic information including Roll, Pitch and Yaw.

In addition to induce tilt angle of the controller, it can also capture the 3 axis acceleration information of three-dimensional space X, Y, Z, and transmit all information captured to the game system quickly.

With this function, players can use this PS4 Dual Shock 4 controller to operate special games. It's also featured with a new function:

Dual-point capacitive sensing touchpad on the front of the controller. It's the first controller which can support Windows PC.



There are several built-in output connection ports in the controller: 3.5mm headset jack, Micro-USB charging port, extension port and built-in speaker. Among them, the 3.5mm stereo headset jack can connect headset and microphone, allowing Users to receive and transmit audio at the same time.

Introduction

The controller is loaded with a light bar which can glow various colors, different colors represent different players, they can also be used as an important message tips such as reduction of player's life value and so on. What's more, the light bar also can interact with Playstation camera, so that the camera can determine the movement and distance of the controller.

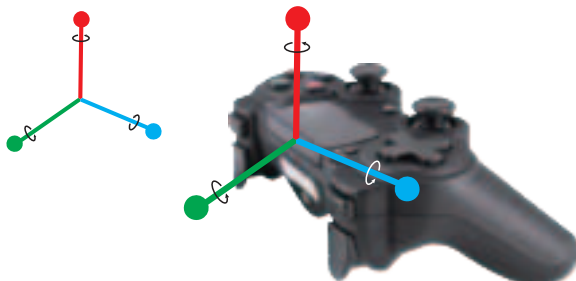
Features

- **Standard buttons:** P4, Share, Option, ↑, ↓, ←, →, ◻, ✖, ○, △, L1, L2, L3, R1, R2, R3, VRL, VRR, RESET
- Supports Any Software Version of PS4 Console
- Wireless BT 4.2, receiving distance (open maximum distance of 10 meters)
- Equipped with 6-axis sensor which is composed by 3D acceleration sensor and gyro sensor
- With RGB LED Color Channel Instructions
- Supports dual-point capacitive sensing touchpad
- Equipped with 3.5mm stereo headset jack and built-in speaker
- Supports double motor vibration function
- Wide Operating Voltage Range, Ultra Low Sleep Current
- Full function as original Dual Shock 4, works with PC by installing driver (no driver needed for Windows 10 and Android 5.0)

Product Function

3.1 PS4 Platform function

3.1.1 The six-axis function consisting of 3D and G is as follows:



3.1.2 Six-axis Basic Description

- **X axis:** Acceleration movement of X axis is: left → right, right → left.
Representative game disc: NBA07
- **Y axis:** Acceleration movement of Y axis is: front → back, back → front.
Representative game disc: NBA07
- **Z axis:** Acceleration movement of Z axis is: up down, down up.
Representative game disc: NBA07
- **Roll axis:** Tilt from left and right taking the Y axis as the center axis, movement of Roll axis is: flat → tilt left, flat → tilt right .
Representative game disc: BLAZING ANG, TONY HAWK'S, GENJI, RIDGE RACER.
- **Pitch axis:** Tilt from front and back taking the X axis as the center axis, movement of Pitch axis is: flat → tilt front, flat → tilt back.
Representative game disc: BLAZING ANG, TONY HAWK'S, GENJI.
- **Yaw axis:** Rotate from left and right taking the Z axis as the center axis, movement of Yaw axis is: flat → rotate left, flat → rotate right.
Representative game disc: NBA07, TONY HAWK'S.

3.2 Standard-PS4 working mode

3.2.1 The controller can fulfill any function in games on PS4 console, including basic digital and analog buttons as well as six-axis sensor and color display function of LED. At the same time, regarding to certain games, it supports vibration function.

But when test on Windows 10 PC, a virtual 6-axis 14-key + visual helmet function device appears, at this point, no operation can be carried on. Default interface of 6-axis 16 keys 1 POV under Windows 10 system is as below:



3.3 Sensor Calibration

Sensor Calibration is completed automatically when testing PCBA, no need any calibration any more.

3.4 Sleep Mode

The controller enters into **Sleep mode** if it fails to get connection with PS4 console after it's under search status for 30 seconds or if no buttons pressed and no big movement of 3D analog for 10 minutes. You can wake up the controller by pressing PS button.

3.5 LED Indication

Led indicators will enter into breathing light mode if the controller is charging under power off status, and the color is random. The light goes off when controller is full charged.





- **Different light colors of each controller when several controllers connected to one Console at the same time:** User 1 blue light, User 2 red light, User 3 green light, User 4 pink light.
- **Stand-by mode:** orange light
- **Charge while playing:** blue light
- **Charge while in stand-by mode:** orange light, and light goes off when full charged
- **Controller lose connection:** white light

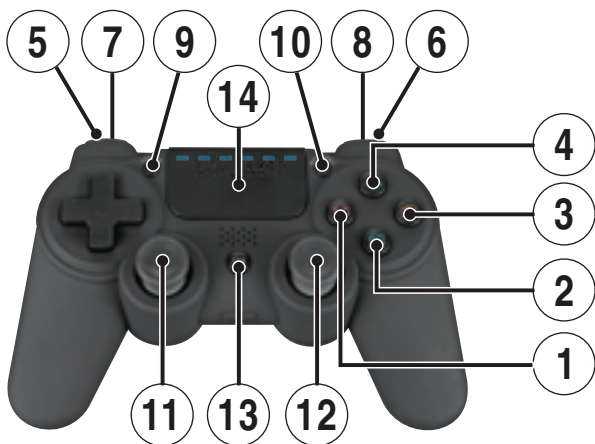
3.6 Wireless BT Connection:

3.6.1 A data-capable USB cable is required to wired connect the controller to PS4 console for the first time you use this controller on the current Console. Hold the PS button, the LED light bar will keep a single color, connected successfully, after the first time, hence you can connect the controller to the Console wirelessly via BT.

3.6.2 One PS4 console can only support 7 BT devices at the same time no matter it's connected wired or wirelessly.

3.7 Correspondence of Standard PS4 and PC buttons (Chart)

PS4					L1	R1	L2	R2	share	option	L3	R3	P4	T- PAD
PC	1	2	3	4	5	6	7	8	9	10	11	12	13	14



Electrical Parameters

Electrical parameters (All voltages are referenced to GND and the ambient temperature is 25 degrees)

Parameter	Symbol	Condition	Minimum	Typical	Maximum	Unit
Working voltage	V_o	whole machine	3.6		4.5	V
Working current	I_o	whole machine		80		mA
Sleep mode current	I_{sp}	whole machine		70		μ A
Motor current	I_m	magnitude			80	mA

Limited rating (All voltages are referenced to GND and the ambient temperature is 25 degrees)

Parameter	Symbol	Rated value	Unit
Input voltage	USB_VIN	5.0	V
Input current	USB_IIN	1000	mA
Working temperature range	TJ	0-40	°C
storage temperature	TSTG	-20-85	°C

When a firmware update of the PS4 Console is installed, it can be possible that the functions in the adapter may be affected, then you will need to update the controller as well to fix these issues SONY® and PS4™ are registered trademarks of Sony® Computer Entertainment Inc.



California Prop 65 Warning

⚠ WARNING:

This product contains Nickel carbonate which is known to the state of California to cause cancer birth defects and other reproductive harm. Do not ingest.

For more info go to: www.P65warnings.ca.gov

PYLE

PyleUSA.com



VISIT US ONLINE:

Have a question?

Need service or repair?

Want to leave a comment?

PyleUSA.com/ContactUs

PYLE

Questions? Issues?

We are here to help!

Phone: (1) 718-535-1800

Email: support@pyleusa.com