


PETKIT

USER MANUAL

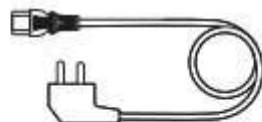

AIRSALON **MAX PRO**



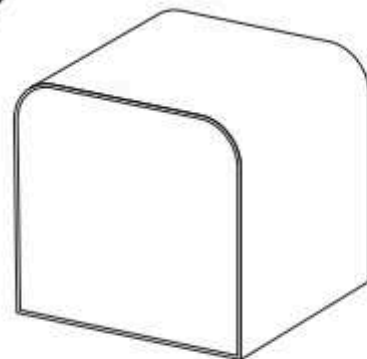
Please read the User Manual carefully before using the product and keep it properly.

01 PRODUCT DESCRIPTION

Front view

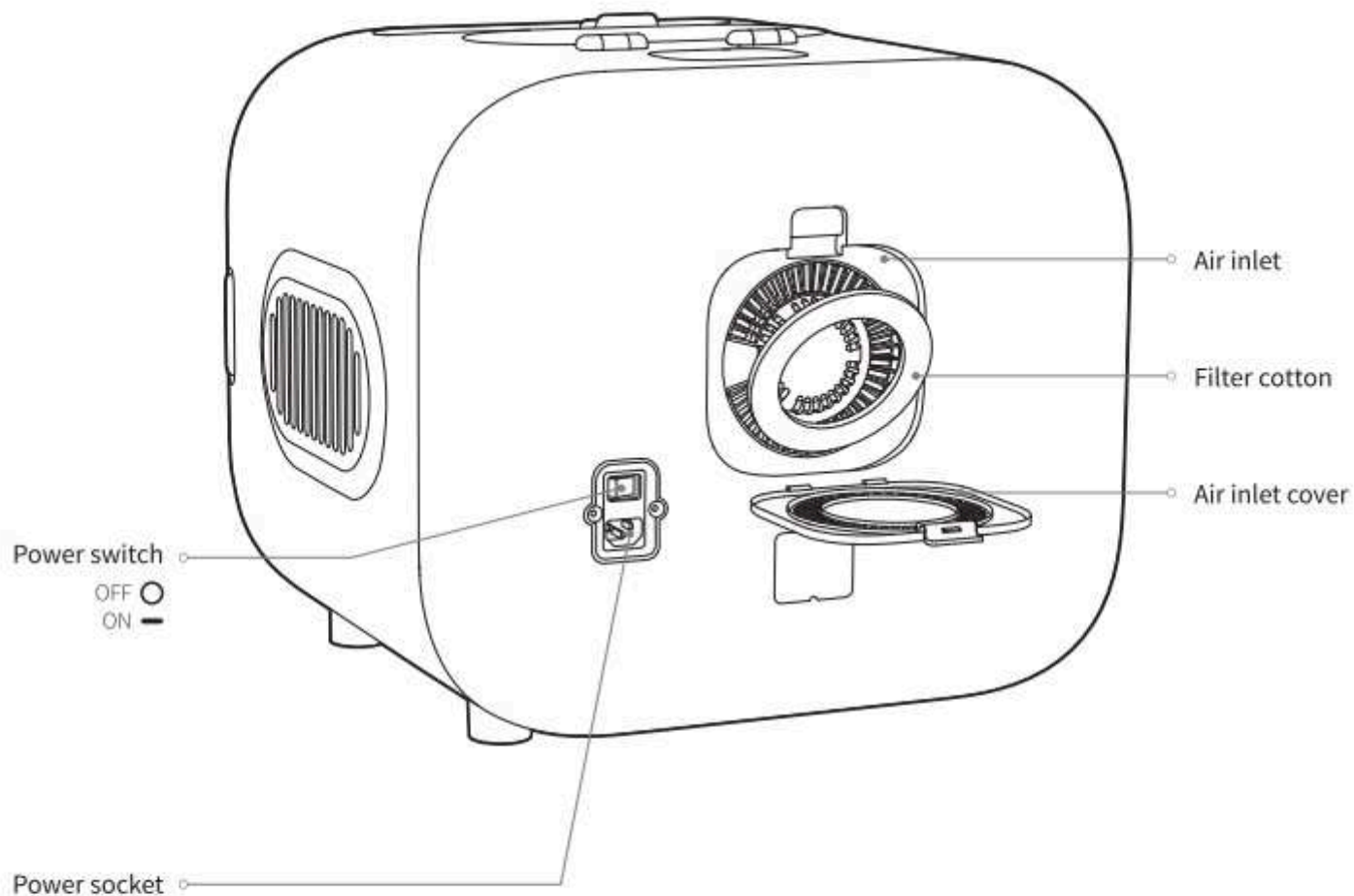


Power cord *1



Exclusive protective cover *1


Back view



*Note: In order to provide a better user experience, we will be implementing periodic product enhancements. Product images shown for illustration purpose only. Actual product may vary from the image shown. For any discrepancies, please refer to the actual product.

02 SET-UP

For the safety of your pets, the new AIRSALON MAX PRO is not activated, the LED screen will flash after powering on. You must download "PETKIT" App to complete the safety operation instructions and activate the product. After the activation, please use AIRSALON MAX PRO according to the instructions of the product.



Scan QR code and download the PETKIT App for further assistance



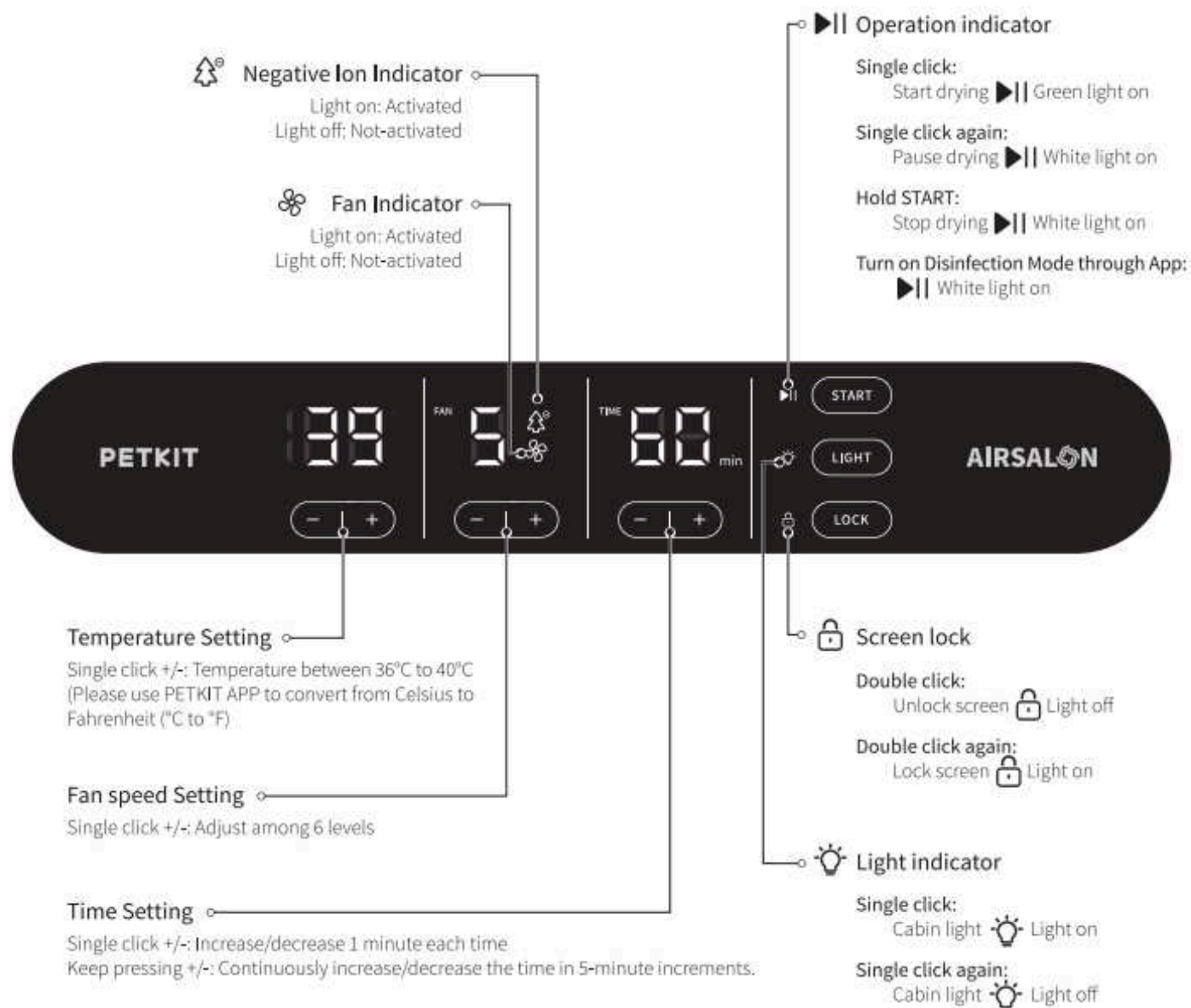
Scan the QR Code to watch a video on How to Set Up AIRSALON MAX PRO.

03 MAINTENANCE AND CLEANING



Scan the QR Code to watch a video on How to Clean AIRSALON MAX PRO.

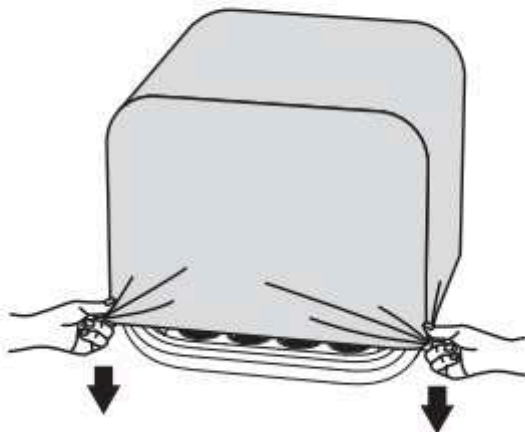
04 LED CONTROL PANEL



05 DISINFECTION MODE

Note: When using the disinfection mode, please ensure that the pet is not in the drying box.

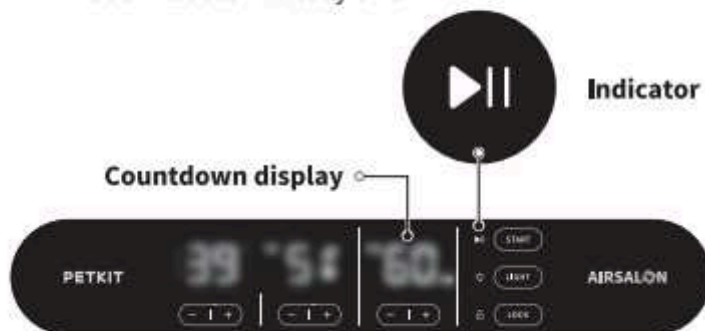
1. After confirming that the cabin door and the top petting door are closed tightly, put on the exclusive protective cover. Make sure the drying box is completely wrapped.



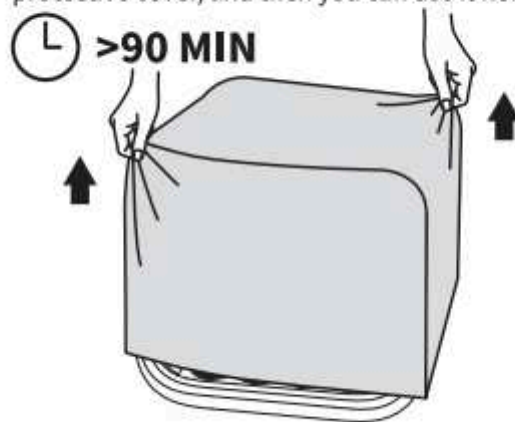
2. Open the Disinfection Mode in PETKIT App.



3. When the disinfection mode is on, the indicator light on the screen panel turns red and the cabin light will flash. The screen will start countdown synchronously. When it is finished, the disinfection mode will automatically exit.



4. After disinfection mode complete, make sure to wait for 90 minutes before removing the exclusive protective cover, and then you can use it normally.



● Scan the QR code to watch the Disinfection Mode use video



- * The exclusive protective cover can be used for daily dust prevention. It can be washed by hand or machine at a temperature below 30 °C. It cannot be bleached ,or dried in tumble dryer. Please use it after it is completely dried.
- * If you want to extend the duration of disinfection mode, please open the disinfection mode again in PETKIT App after the operation countdown is over.

● Disinfection mode precautions

- ! Do not put pets inside in the process of disinfection mode. Please store the exclusive protective cover properly to prevent deformation or damage.
- ! To ensure safety, the disinfection mode can only be used after the exclusive protective cover is installed.
- ! After disinfection mode complete, make sure to wait for 90 minutes before removing the exclusive protective cover or opening the cabin door.

06 BASIC SPECIFICATIONS

Product name	PETKIT AIRSALON MAX PRO
Product model	PD10
Product size	500 *473 *447mm
Scope of application	cats and small dogs aged 6 months and above
Product material	ABS, Tempered Glass

Product weight	about 9.7kg
Wireless connection	Bluetooth
Rated voltage	220-240V~ 50/60Hz
Rated power	260W

07 A MESSAGE TO OUR VALUED CUSTOMERS

- Thank you for purchasing PETKIT AIRSALON MAX PRO Smart Pet Dryer. We at PETKIT have done our best to make life easier for you and your pets with technology.
- Please carefully read the User Manual before using the product. By setting up and using this product, you are acknowledged that you have already read and accepted the safety guidelines listed below.
- We are not liable and will not accept responsibility for any accidents or injuries that result from improper use of this product.
- PETKIT reserves the rights of interpretation and revision.

08 USER SAFETY GUIDE

* Failure to follow the safety guides outlined below can result in product malfunction or other unforeseen mishaps.

- Pet owner must be present when the pet is using this product.
- This equipment is strictly for indoor use in a dry environment. Do not use it on wet ground.
- After each drying, please clean the hair in the dryer and the air inlet immediately, and power off when cleaning.
- Do not place towels, mats and other items in the equipment to avoid blocking the air outlet and causing abnormal temperature or fan speed.
- Please place the equipment on a hard and flat horizontal surface, and do not place it on a soft and uneven object to prevent the equipment from falling.
- This equipment is only applicable to pet cats and small dogs 6 months old and above.
- Minors are prohibited from using this device.
- If the pet has special circumstances caused by its own reasons, such as being too old, having difficulty moving, suffering from physiological diseases, etc., please consult a professional veterinarian and use this equipment under guidance.
- In case of abnormal heating or abnormal internal noise of the equipment, please do not disassemble the equipment without permission. Be sure to repair it under the guidance of professional personnel to avoid various accidental injury.
- When using this device, if the pet feels uncomfortable, it can be comforted by pushing the Cat Patting Window on the top or adjust the wind force to reduce irritation. If the pet still feels uncomfortable, please stop use immediately.
- When the pet stays in the equipment, do not move the equipment to prevent the pet from falling.
- Although the device is in low voltage mode, please use it correctly in order to avoid electricity leakage caused by pets biting wires.
- For prolonged storage, please switch off the power first and then unplug the power cord.
- Please do not place it in direct sunlight and keep it away from ignition sources.
- Do not soak this product in water.
- It is prohibited to stack articles on the top of the equipment to prevent affecting the normal operation.
- Please use the produced power cord, otherwise it will damage the equipment or cause potential safety hazards.
- Please reserve 10cm space when placing the equipment beside the wall.
- The product must be used below the altitude of 2000 meters.
- If you encounter any problems while using this product, please contact us immediately.

The device has been approved for use in EU countries and is therefore provided with the CE mark.

**All necessary documentation is available on the website:
www.electric-collars.com.**

Changes to technical parameters, properties and printing errors reserved.

Service center and distribution

Reedog, sro
Sedmidomky 459/8
101 00 Prague 10
Phone: +1 646 980 4569
Email: info@electric-collars.eu