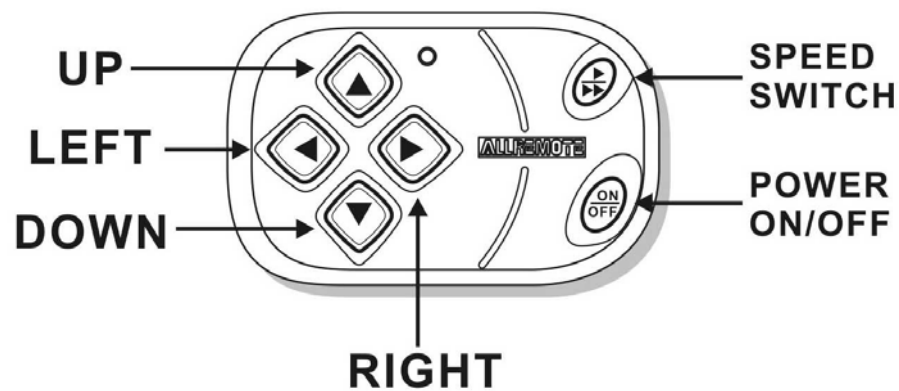


TX-SL019

Wireless remote control for Dashboard

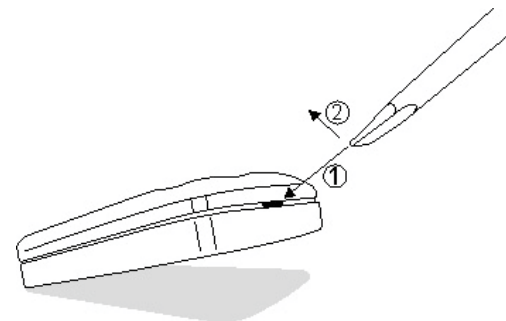
Instruction

OVERVIEW:

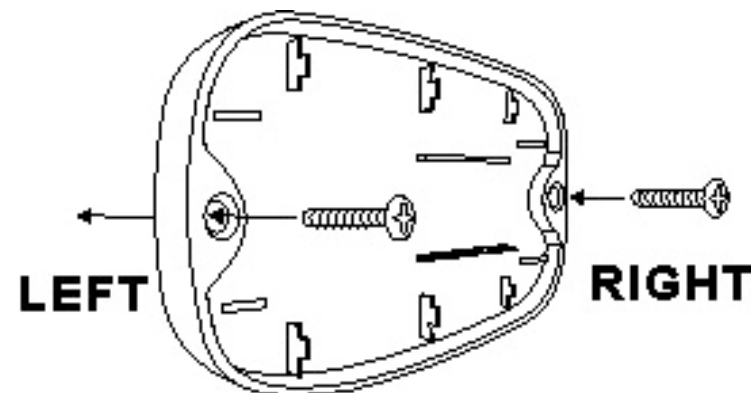


INSTALLATION:

1. OPEN UP



2. SCREW the TX-SL019 on the Dashboard



REMOTE PROGRAMMING PROCESS :

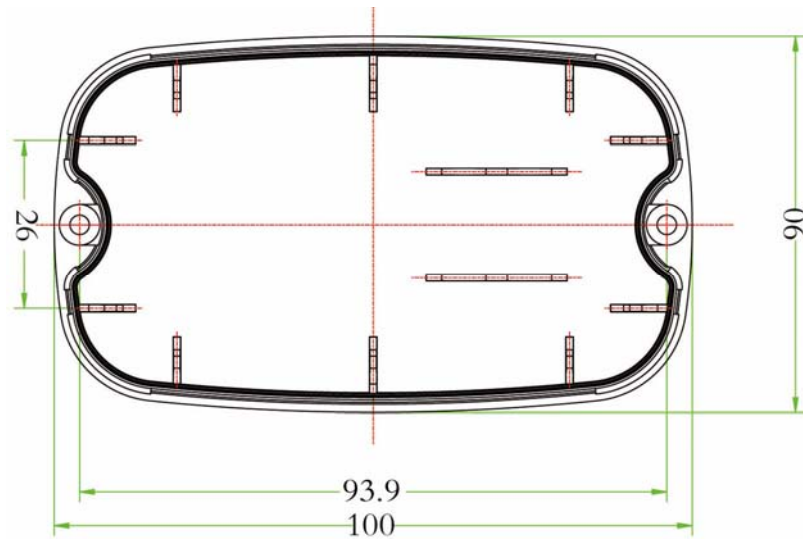
1. Switch off DC Power or disconnect from battery.
2. Make sure there is NO other transmitter operating at the same time.
3. Switch on DC Power, within 5 seconds press Remote up ▲ and down ▼ button once simultaneously.
4. Searchlight will flash to acknowledge the Remote, connection has been made.
5. To program the second Remote (up to 4 remotes may be used), within five seconds after the first Remote programmed, press the second Remote up and down button or repeat step 1.

RADIO FREQUENCY : 2.4GHz

Wireless Remote Battery: AAA*2pcs

Wireless Remote Operation Distance: 65M

Length Unit: mm



FCC INFORMATION

The Federal Communication Commission Radio Frequency Interference Statement includes the following paragraph:

This equipment has been tested and found to comply with the limits for a Class B digital device, pursuant to part 15 of the FCC Rules.

These limits are designed to provide reasonable protection against harmful interference in a residential installation.

This equipment generates, uses and can radiate radio frequency energy and, if not installed and used in accordance with the instructions, may cause harmful interference to radio communications.

However, there is no guarantee that interference will not occur in a particular installation. If this equipment does cause harmful interference to radio or television reception, which can be determined by turning the equipment off and on, the user is encouraged to try to correct the interference by one or more of the following measures:

- Reorient or relocate the receiving antenna.
- Increase the separation between the equipment and receiver.
- Connect the equipment into an outlet on a circuit different from that to which the receiver is connected.
- Consult the dealer or an experienced radio/TV technician for help.

This device complies with part 15 of the FCC Rules. Operation is subject to the following two conditions:

- (1) This device may not cause harmful interference, and
- (2) this device must accept any interference received, including interference that may cause undesired operation.