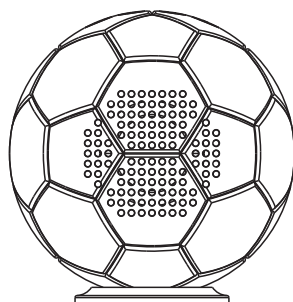


BLUETOOTH SPEAKER

OPERATION INSTRUCTIONS

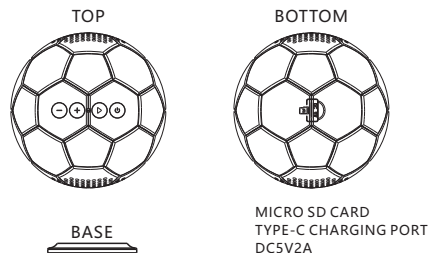
Version: V1.0



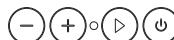
Basic parameters:

Name: Bluetooth speaker	BT Ver: BT5.2
Model: CC131	Receive distance: 12m
Power supply: DC5V/2A	Power: 20W
Battery: 7.4V/2200mA	Battery life range: 8 hours
Size: Diameter 14cm	

- 1 -



Operation method:



- Power On/Off:** Press and hold the button for 2 seconds. Release it when you hear the prompt tone.
- Mode Switch:** Press the button once to switch between Bluetooth mode and TF card mode.
- Music Playback Control:** When music is playing, press the button once to pause the playback, and press it again to resume playing.
- Phone Connection Reset:** Press and hold the button for 2 seconds. Release it when you hear the prompt tone to clear the current phone connection for re-pairing.

- 2 -

- + Press the button once to increase the volume by one level. Press and hold it for 2 seconds to skip to the next song.
- Press the button once to decrease the volume by one level. Press and hold it for 2 seconds to skip to the previous song.



- > If you have a TF card with stored music, please insert the card in the direction indicated by the TF card symbol.
- > Please use your mobile phone charger and a TYPE-C interface charging cable to charge the speaker.

Bluetooth connection

- > After turning on the device, the blue light will flash. Search for "CC131" on your mobile phone to establish a Bluetooth connection.
- > If there are two "CC131" devices, quickly press the button "+" twice in a row on each device when they are not connected to a mobile phone. This will enable the TWS (True Wireless Stereo) speaker mode. Once the two speakers are successfully paired and you hear the prompt tone, then search for "CC131" on your mobile phone to establish a Bluetooth connection.

Bluetooth indicator light

- > Bluetooth is not connected: The light is flashing.
- > Bluetooth is connected: The light is on.

- 3 -

Attention:

Following these precautions can help you use Bluetooth speakers more safely and effectively, while extending their lifespan.

Connection range: Please ensure that the distance between the Bluetooth speaker and the playback device is within the effective connection range.

Waterproof and dustproof: Please keep the usage environment dry and clean to ensure sound quality.

Volume control: Please avoid playing at maximum volume for extended periods of time to protect hearing and prolong the lifespan of the speaker.

Avoid extreme temperatures: Please do not use or store Bluetooth speakers in extremely high or low temperature environments, as this may affect their performance and battery life.

Avoid falling and impact: Do not play the speaker as a soccer ball to avoid product damage.

Avoid interference: Please stay away from devices that may interfere with Bluetooth signals, such as microwave ovens, wireless routers, etc.

Battery maintenance: If the speaker is not used for a long time, it should be charged at least once a year to prevent battery damage.

Children's use: Please ensure that children use it under adult supervision to avoid damage or safety issues.

Follow the rules: When using in public places, please comply with local noise regulations and do not disturb others.

- 4 -

FCC Statement:

This device complies with Part 15 of the FCC rules. Operation is subject to the following two conditions: 1) this device may not cause harmful interference, and 2) this device must accept any interference received, including interference that may cause undesired operation.

Note:

This equipment has been tested and found to comply with the limits for a Class B digital device, pursuant to part 15 of the FCC Rules. These limits are designed to provide reasonable protection against harmful interference in a residential installation. This equipment generates uses and can radiate radio frequency energy and, if not installed and used in accordance with the instructions, may cause harmful interference to radio communications. However, there is no guarantee that interference will not occur in particular installation. If this equipment does cause harmful interference to radio or television reception, which can be determined by turning the equipment off and on, the user is encouraged to try to correct the interference by one or more of the following measures:

- Reorient or relocate the receiving antenna.
 - Increase the separation between the equipment and receiver.
 - Connect the equipment into an outlet on a circuit different from that to which the receiver is connected.
 - Consult the dealer or an experienced radio/TV technician for help.
- Changes or modifications not expressly approved by the party responsible for compliance could void the user's authority to operate the equipment.

FCC Radiation Exposure Statement:

This device complies with FCC RF radiation exposure limits set forth for an uncontrolled environment. The device can be used in portable exposure condition without restriction.

- 5 -