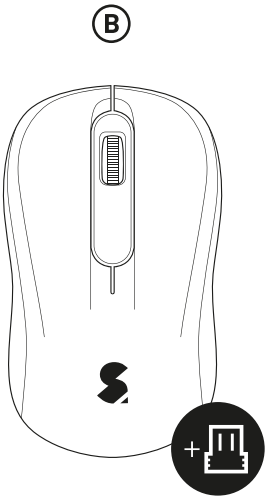
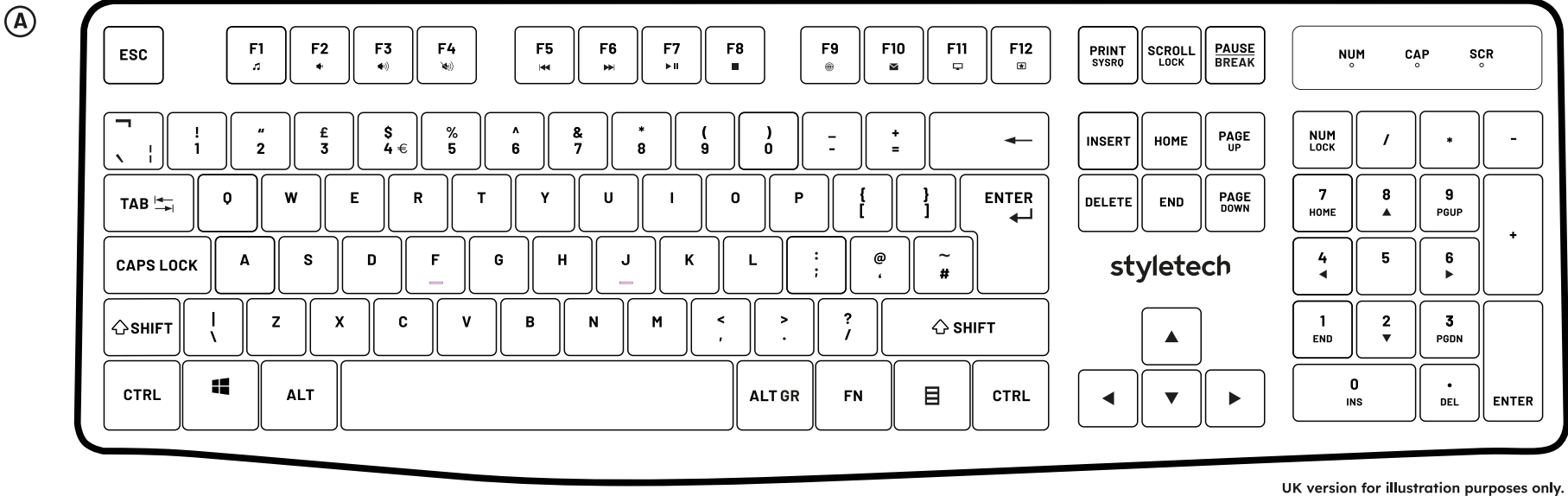


MK200 Wireless Keyboard & Mouse



A: Wireless Keyboard | B: Wireless Mouse + USB Dongle | C: 1x AAA / 1x AA Battery

styletech

HAVING TROUBLE
SETTING UP?
WE CAN HELP!

help@abptech.co.uk
Styletech.net

How can we help?
Our support team will
answer your questions



abp technology

Wireless Keyboard & Mouse Set-Up

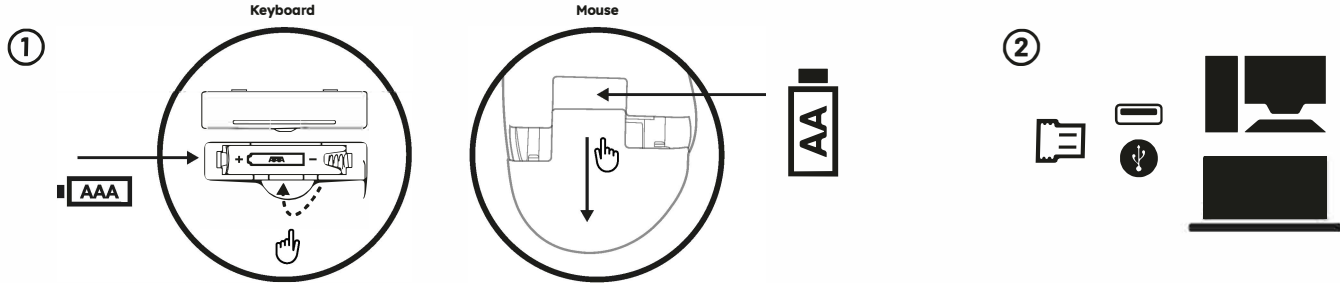
1: Insert the AAA battery into the keyboard and the AA battery into the mouse. The battery compartments for the keyboard and mouse are situated on the base

2: Insert the USB Dongle (stored in the mouse cover next to battery compartment) into a spare USB port on your PC or laptop

The keyboard and mouse will connect instantly and be ready for use

Your PC/Laptop may ask for a keyboard set-up, just follow the on-screen instructions. You can adjust any of your favoured requirements/set-up within your keyboard settings

Low battery: Both the keyboard and mouse will flash red when batteries are running low.



LEGAL INFORMATION

Please keep this instruction manual for future reference. If you require any help or assistance, please contact the helpline or visit styletech.net.

WARRANTY

This product is guaranteed for a period of one year from the date of purchase. During this period, if there is a defect due to faulty materials or workmanship, the retailer from whom you purchased it will replace it with the same or a similar model on production of your purchase receipt or proof of purchase. This guarantee does not cover defects arising from accidental damage, misuse, or wear and tear and is available only to the original purchaser of the product. This does not affect your statutory rights.

BATTERY WARNING

Improperly replaced batteries may present a risk of leakage, explosion, and personal injury. There is a risk of fire or explosion if the battery is replaced by an incorrect type. Ensure the batteries are installed correctly by following the instructions provided. Miss use of all types of batteries may present a risk of fire or chemical burn. Do not expose batteries to moisture, liquids, or extreme heat. A battery subjected to extremely low air pressure may result in the explosion or leaking of flammable liquid or gas. Do not charge or use the battery if it appears to be leaking or is discoloured and deformed. Do not leave your batteries unused for extended periods of time. Do not short-circuit. Your device may contain a built-in rechargeable battery that is not replaceable. Battery life varies with the device and other varying factors. All non-operating batteries must be discarded in the correct manner, according to your local laws. If no laws or regulations govern, dispose of your device in a waste bin for electronics. Keep all batteries away from children.

CLASS 1 LASER PRODUCT. INVISIBLE LASER RADIATION

This product contains a Class 1 LED. A Class 1 laser is safe under all conditions of normal use. This means the maximum permissible exposure (MPE) cannot be exceeded when viewing a laser with the naked eye or with the aid of typical magnifying optics.

WARNING: Use of controls, adjustments or performance of procedures beyond those specified may result in hazardous radiation exposure. Avoid prolonged direct eye/skin contact with the laser may result in burn injury.

IMPORTANT SAFEGUARDS & PRECAUTIONS

- Never expose to direct sunlight or wet weather conditions
- Do not expose the product to splashing, dripping, rain or moisture. Do not immerse in liquid
- Do not expose to dust, high humidity, high temperatures or mechanical shock
- Do not use if the equipment is damaged
- Do not disassemble; there are no serviceable parts inside
- For external cleaning, use a soft, clean, damp cloth only. Use of detergents may damage the cabinet finish and leak inside
- Do not direct the infrared/laser beam from the mouse to anyone's eye or a reflective object that could injure you
- If the product is trying to operate at out of temperature ranges, power off until the temperature is stabilised
- Long periods of use may result in neck, arm, shoulder, wrist pain and stiffness. Take regular breaks and seek health advice from professionals for any discomfort

BATTERY CARE

- For full battery care, please see battery warning section
- If the battery has a charging function it should be under adult supervision
 - Once fully charged disconnect the USB charging cable
 - Do not attempt to charge any other battery pack or device using the USB charging cable
 - Do not leave on charge for longer than 6 hours
 - We do not recommend leaving on charge overnight or while unattended
 - Never dispose of batteries in fire, as this can cause them to explode
 - Do not attempt to remove the products built in battery pack, it is not replaceable
 - Power off device when not in use
 - Do not leave unused batteries for extended periods

RECYCLING

Where you see this symbol on any of our electrical products, batteries or packaging, it indicates that the relevant electrical product or battery should not be disposed of as general household waste in the UK, EU or Turkey. To ensure the correct waste treatment of the product and battery, please dispose of them in accordance with any applicable local laws or requirements for disposal of electrical equipment/batteries. In so doing, you will help to conserve natural resources and improve standards of environmental protection in treatment and disposal of electrical waste.

The recycling and processing of Waste Electrical and Electronic Equipment will make a significant contribution towards helping protect the environment by reducing landfill waste.

FEDERAL COMMUNICATION COMMISSION CLASS B INTERFERENCE STATEMENT

This device complies with part 15 of the FCC Rules. Operation is subject to the following two conditions: (1) this device may not cause harmful interference, and (2) this device must accept any interference received, including interference that may cause undesired operation.

This equipment has been tested and found to comply with the limits for a Class B digital device, pursuant to part 15 of the FCC Rules. These limits are designed to provide reasonable protection against harmful interference in a residential installation. This equipment generates, uses, and can radiate radio frequency energy and, if not installed and used in accordance with the instructions, may cause harmful interference to radio communications. However, there is no guarantee that interference will not occur in a particular installation.

If this equipment does cause harmful interference to radio or television reception, which can be determined by turning the equipment off and on, the user is encouraged to try to correct the interference by one or more of the following measures:

- Reorient or relocate the receiving antenna.
- Increase the separation between the equipment and receiver.
- Connect the equipment to an outlet on a circuit different from that to which the receiver is connected.
- Consult the dealer or an experienced radio/TV technician for help.

FCC RADIATION EXPOSURE STATEMENT

The device has been evaluated to meet general RF exposure requirement. The device can be used in portable exposure condition without restriction.

This device complies with Part 15 of the FCC Rules. Operation is subject to the following two conditions:

- 1: This device may not cause harmful interference.
- 2: This device must accept any interference received, including interference that may cause undesired operation.

CANADIAN ICES STATEMENTS CANADIAN DEPARTMENT OF COMMUNICATIONS RADIO INTERFERENCE REGULATIONS

This digital apparatus does not exceed the Class B limits for radio-noise emissions from a digital apparatus as set out in the Radio Interference Regulations of the Canadian Department of Communications. This Class B digital apparatus complies with Canadian ICES-003.

Changes or modifications not expressly approved by the party responsible for compliance could void the user's authority to operate the equipment.

RÈGLEMENT SUR LE BROUILLAGE RADIOÉLECTRIQUE DU MINISTÈRE DES COMMUNICATIONS

Cet appareil numérique respecte les limites de bruits radioélectriques visant les appareils numériques de classe B prescrites dans le Règlement sur le brouillage radioélectrique du ministère des Communications du Canada. Cet appareil numérique de la Classe B est conforme à la norme NMB-003 du Canada.

All other trademarks are the property of their respective owners. Windows and the Windows logo are trademarks or registered trademarks of the Microsoft group of companies. Not recommended for children under 6 years of age. Please retain this packaging for future reference. Due to the company's policy of constant improvement and technical refinement, the company reserve the right to alter the specification.

Styletech™ is a registered trademark of ABP Technology Ltd. Manufactured By: abp Technology LTD, Bolton, UK, BL2 1BX. EU AR: ABP Technology Europe Ltd. Dublin, ROI, K78 X5W6.

MADE IN CHINA



Marking of this symbol indicates this product has been tested and is compliant with the EMC Directive of the European Union 2014/30/EU.



Marking of this symbol indicates this product conforms to Electromagnetic Compatibility Regulations 2016 issued by the UK.

