

BESTÅ

BUYING GUIDE
LIVING ROOM STORAGE

Personalize
your storage





DOORS IN MANY COLORS AND EXPRESSIONS.
PAGE **18-21**

ORGANIZE THE INSIDES WITH BOXES.
PAGE **24**

LIGHTING THAT CREATES A COZY ATMOSPHERE.
PAGE **25**

SHELVES PAGE **17**

TV UNITS THAT KEEP CABLES OUT OF SIGHT.
PAGE **4-9**

HANDLES AND PUSH-OPENERS.
PAGE **17/19**

BESTÅ TV storage combination \$749
Max load 110 lbs., W94½xD15½xH90½".
White/Selsviken high-gloss white/Glassvik frosted glass. Push-open 090.858.63

STORAGE THAT'S JUST RIGHT FOR YOU

MEET BESTÅ - THE STORAGE SOLUTION THAT TAKES CARE OF ALL YOUR LIVING ROOM STORAGE NEEDS. CHOOSE FROM A WIDE RANGE OF PRE-DESIGNED COMBINATIONS, OR CREATE YOUR OWN PERSONALIZED COMBINATION THAT PERFECTLY SUITS YOUR HOME AND YOUR LIFE.

PAGE 04	QUALITY IN THE DETAILS Soft-closing hinges Cable management Personalize with BESTÅ planning tool
PAGE 06	TV UNITS
PAGE 08	TV STORAGE COMBINATIONS
PAGE 10	STORAGE COMBINATIONS
PAGE 14	ACCESSORIES Suspension rail Legs Glass top panels
PAGE 16	ON THE INSIDE Drawers Shelves Knobs and handles
PAGE 18	DOORS AND DRAWER FRONTS
PAGE 20	GLASS DOORS & ACCENT DOORS
PAGE 22	FRAMES AND TV UNITS
PAGE 24	LIGHTING AND BOXES
PAGE 26	IKEA SERVICES



BESTÅ TV storage combination with drawers
\$599 Max load 110 lbs. W94½xD15½xH90½".
 White/Lappviken green/Sindvik white, glass.
 Push-open 890.737.19

BUILT FOR LIFE IN YOUR LIVING ROOM

BESTÅ GIVES YOU THE STORAGE YOU NEED TO MAKE YOUR LIVING ROOM MORE BEAUTIFUL, PRACTICAL AND COMFORTABLE. IN ADDITION TO THE GOOD LOOKS AND SMART FEATURES, IT'S BEEN DEVELOPED TO STAND UP TO THE WEAR AND TEAR OF EVERYDAY LIFE - TODAY AND FOR YEARS TO COME.



MANAGE YOUR CABLES

Cable outlets at the back of the TV unit keep cables from your TV and other components both out of sight and easily accessible. The outlet at the top makes it easy to let cables run down through, even if the TV unit is mounted on the wall.



Soft and
silent closing

SOFT CLOSING

BESTÅ hinges have an integrated soft-closing function, which makes sure the doors close silently and softly.



PERSONALIZE YOUR BESTÅ WITH THE PLANNING TOOL

The planning tool lets you try different doors and drawers, change the colors, and add or remove individual units to create the BESTÅ combination that's just right for you. You'll find it in your local IKEA store or at IKEA-USA.com/BESTAplanner.



TV UNITS

BESTÅ TV UNITS CAN ACCOMMODATE ALL YOUR DEVICES, AND KEEP CABLES ORGANIZED AND OUT OF SIGHT.



BESTÅ TV storage combination \$189
W67 1/4" x D15 1/4" x H20 1/4". Black-brown/Hanviken black-brown. Push-open 090.683.16



BESTÅ TV storage combination \$229
W70 1/4" x D15 1/4" x H18 1/4". White/Lappviken white/Sindvik white, glass. Push-open 290.665.52 Soft-closing 490.716.75



BESTÅ TV storage combination \$169
W70 1/4" x D15 1/4" x H15 1/4". Black-brown/Lappviken black-brown. Push-open 490.626.52 Soft-closing 790.628.82



BESTÅ TV storage combination with drawers \$299
W94 1/4" x D15 1/4" x H50 1/4". Gray stained walnut effect/Lappviken gray stained walnut effect/Sindvik glass. Push-open 890.672.85 Soft-closing 390.722.65



BESTÅ TV storage combination with drawer \$369
W70 1/4" x D15 1/4" x H29 1/4". White/Selsviken high-gloss white/Lavikviken white. Glass top panel included. Push-open 090.973.47 Soft-closing 990.982.53



BESTÅ TV storage combination \$399
W70 1/4" x D15 1/4" x H25 1/4". Black-brown/Selsviken high-gloss patterned brown/Glassvik black, smoked glass. Push-open 690.847.47 Soft-closing 490.852.34



BESTÅ TV storage combination with drawers \$249
W70 1/4" x D15 1/4" x H18 1/4". White/Selsviken high-gloss beige. Push-open 490.614.26 Soft-closing 090.637.95



BESTÅ TV storage combination \$159
W47 1/4" x D15 1/4" x H18 1/4". White/Lappviken white. Push-open 190.612.44 Soft-closing 190.614.04



BESTÅ TV storage combination \$219
W47 1/4" x D15 1/4" x H29 1/4". White/Lappviken pink. Push-open 190.830.81 Soft-closing 590.843.14



MORE TO CHOOSE FROM
See more colors and sizes at your nearest IKEA store or at [IKEA-USA.com/BESTÅ](https://www.ikea.com/usa/en/besta)

Personalize your BESTÅ. The BESTÅ planning tool lets you try different doors and drawers, change the colors, and add or remove individual units to create the BESTÅ combination that's just right for you. You'll find it in your local IKEA store or at [IKEA-USA.com/BESTÅplanner](https://www.ikea.com/usa/en/besta)

All BESTÅ TV units have a max load of 110 lbs.

Show off your favorite things

TV STORAGE COMBINATIONS

BESTÅ TV STORAGE COMBINATIONS HAVE PLENTY OF SPACE TO ACCOMMODATE EVERYTHING FOR YOUR MEDIA DEVICES. THERE'S EVEN ROOM FOR AN EXTRA BLANKET FOR CHILLY NIGHTS, AND THE ROOMY DRAWERS ARE PERFECT FOR STORING THE CHILDREN'S TOYS.



BESTÅ TV storage combination with drawer \$779 W118½x D15½x H75½". White/Marviken white/Ljusvik glass. Soft-closing 690.883.02



BESTÅ TV storage combination with drawers \$464 W94½x D7½x H80½". White/Lappviken white/Lappviken pink. Push-open 490.727.74 Soft-closing 590.732.59



BESTÅ TV storage combination \$494 W70½x D7½x H65½". Black-brown/Selsviken gray high-gloss/Glassvik black/smoked glass. Push-open 790.671.82 Soft-closing 290.729.11



BESTÅ TV storage combination \$779 W94½x D15½x H90½". White/Selsviken white high-gloss/Glassvik white/frosted glass. Glass top panel included. Push-open 190.985.01 Soft-closing 690.985.08



BESTÅ TV storage combination with drawers \$759 W118½x D15½x H90½". Gray stained walnut effect/Lappviken gray stained walnut effect/Sindvik glass. Push-open 690.861.81 Soft-closing 590.880.53



BESTÅ TV storage combination with drawers \$349 W94½x D7½x H65½". Black-brown/Lappviken black-brown/Sindvik glass. Push-open 990.724.08 Soft-closing 290.725.05



BESTÅ TV storage combination \$699 W118½x D7½x H83½". Gray stained walnut effect/Selsviken white/Glassvik frosted glass. Push-open 690.739.42 Soft-closing 390.742.07



BESTÅ TV storage combination with drawer \$434 W70½x D15½x H75½". White/Hanviken white/Sindvik glass. Push-open 090.846.08 Soft-closing 690.854.12



BESTÅ TV storage combination \$629 W94½x D15½x H90½". Gray stained walnut effect/Lappviken gray stained walnut effect/Djupviken pink. Push-open 690.984.57 Soft-closing 190.984.69



MORE TO CHOOSE FROM
See more colors and sizes at your nearest IKEA store or at [IKEA-USA.com/BESTÅ](https://www.ikea.com/usa/en/besta)

Personalize your BESTÅ. The BESTÅ planning tool lets you try different doors and drawers, change the colors, and add or remove individual units to create the BESTÅ combination that's just right for you. You'll find it in your local IKEA store or at [IKEA-USA.com/BESTÅplanner](https://www.ikea.com/usa/en/besta)

All BESTÅ TV units have a max load of 110 lbs.



**STORAGE
COMBINATIONS**

CHOOSE BETWEEN HIGH, LOW OR WALL-MOUNTED STORAGE COMBINATIONS. YOU CAN EVEN CHOOSE A COMBINATION WITH PANEL DOORS TO HIDE AWAY CLUTTER, OR GLASS DOORS TO SHOW OFF THE THINGS YOU LOVE.



BESTÅ storage combination with drawers \$440
W47½×D13½×H75½". Gray stained walnut effect/
Lappviken gray stained walnut effect/Sindvik glass.
Push-open 390.900.14 Soft-closing 990.901.29



BESTÅ storage combination with drawers \$500
W47½×D13½×H50½". Black-brown/Marviken white/
Ljusvik glass. Soft-closing 190.899.88



BESTÅ storage combination \$500
W47½×D13½×H75½". White/Djupviken white. Soft-
closing/push-open. 390.714.64



BESTÅ storage combination \$230
W47½×D13½×H29½". Gray stained walnut effect/
Hanviken gray stained walnut effect. Push-open
190.895.30 Soft-closing 290.896.19



BESTÅ storage combination with drawers \$240
W70½×D13½×H18½". Black-brown/Lappviken
black-brown. Glass top panel included. Push-open
690.985.13 Soft-closing 290.985.10




BESTÅ storage combination with \$470
W47½×D13½×H75½". White/Selsviken beige/Glassvik
frosted glass. Soft-closing/push-open. 690.899.00



BESTÅ storage combination \$385
W70½×D13½×H29½". White/Selsviken white/
Laxviken white. Push-open 990.985.16 Soft-closing
390.985.19. Glass top panel included.



BESTÅ storage combination \$440
W47½×D13½×H75½". Black-brown/Selsviken
patterned brown high-gloss. Soft-closing/push-open.
990.715.26



BESTÅ wall storage combination \$130
W23½×D7½×H50½". White/Lappviken green. Soft-
closing/push-open. 390.574.82



MORE TO CHOOSE FROM
See more colors and sizes at your nearest IKEA store or at [IKEA-USA.com/BESTÅ](https://www.ikea.com/usa/besta)

Personalize your BESTÅ. The BESTÅ planning tool lets you try different doors and drawers, change the colors, and add or remove individual units to create the BESTÅ combination that's just right for you. You'll find it in your local IKEA store or at [IKEA-USA.com/BESTÅplanner](https://www.ikea.com/usa/bestaplanner)



LEFT: BESTÅ storage combination 9320
W47 1/4 x D15 1/4 x H75 1/4". Black-brown/Lappviken
black-brown Soft-closing/push-open 890.579.03

RIGHT: BESTÅ TV storage combination 9634 Max load 110 lbs.
W94 1/4 x D7 1/4 x H80". Black-brown/Selsviken
beige high-gloss Push-open 391.197.10

Complement your TV bench with an extra
BESTÅ storage combination in coordinated
colors. Perfect harmony.

Show and tell or Hide-and-seek? Get the best
of both worlds by combining open and closed
storage. Display what you want, and keep
everything else up, closed and personal.



TOP: BESTÅ wall storage combination \$130 W23½xD7½xH50½", White/Lappviken pink Soft-closing/push-open 390.574.77

BOTTOM: BESTÅ storage combination with drawers \$280 W70½xD15½x H29½", White/Lappviken white, Push-open 691.030.67

ACCESSORIES THAT MAKE YOUR BESTÅ STURDY & STYLISH

HERE ARE SOME OF THE DETAILS THAT HELP MAKE SURE YOUR BESTÅ COMBINATION IS BOTH RAVISHING AND ROBUST.

TOP PANELS

A top panel in glass protects the surface, and gives it a sleek, glossy look.



EXTRA SUPPORT

This supporting leg adds stability to your BESTÅ combination, with limited visibility from the front.



SUSPENSION RAIL

You'll need a suspension rail to mount a BESTÅ frame to your wall. It works as a reinforcement, and makes mounting both easier and safer. The rail screws into wall studs and has plenty of holes, so there's always a hole over a stud.

LEGS

BESTÅ legs raise your combination up off the floor, giving it a light, airy look and making it easier to clean underneath. They're available in two models and several different colors.



STUBBARP leg H3½ - 4½"

Black-brown 602.935.66 **\$10/ 2 pack**
White 102.935.64 **\$10/ 2 pack**
Gray stained walnut effect 402.935.67 **\$10/ 2 pack**
23½" wide frames require 4 legs. 47½" wide frames and TV units require 4 legs and one BESTÅ supporting leg. 70½" wide TV units require 4 legs and 2 BESTÅ supporting legs. You can use the included connection plate to connect two frames with only one leg.



NANNARP leg H3½ - 4½"

Black 102.935.97 **\$15/ 2 pack**
White 202.935.92 **\$15/ 2 pack**
Aluminium 502.935.95 **\$15/ 2 pack**
23½" wide frames require 4 legs. 47½" wide frames and TV units require 4 legs and one BESTÅ supporting leg. 70½" wide TV units require 4 legs and 2 BESTÅ supporting legs.



BESTÅ supporting leg H3½ - 4½"

Gray 502.936.04 **\$10/ 1 pack**
The supporting leg gives stability to the BESTÅ combination with limited visibility from the front. The supporting leg is included in all pre-designed BESTÅ combinations, and combinations created in the BESTÅ planner when needed.



BESTÅ suspension rail L23½"

Silver-color 302.848.46 **\$5**
23½" wide frames require 1 BESTÅ suspension rail. 47½" wide frames require 2 BESTÅ suspension rails. The suspension rail cannot be used with BESTÅ TV units. Ensure that you have a minimum of 2" between the top of the frame and the ceiling. This is needed to be able to mount the frame to the suspension rail. BESTÅ suspension rail is included in all wall-mounted combinations, pre-designed and those created in the BESTÅ planner.



BESTÅ top panel

47½x15½"
Black **\$20** 501.965.37
White **\$20** 301.965.38



70½x15½"
Black **\$30** 901.965.35
White **\$30** 201.965.29



23½x15½"
Black **\$10** 202.707.22
White **\$10** 802.707.24



BESTÅ TV top panel

47½x15½"
Black **\$20** 802.953.00
White **\$20** 402.953.02



70½x15½"
Black **\$30** 002.953.04
White **\$30** 502.953.06

The cut-out makes it easy to let cables run down, even if the TV unit is mounted on the wall.

Take a
closer look



BESTÅ TV storage combination \$494
Max load 110 lbs.
W70"xD15"xH75 1/2"
Soft-closing 190.854.38

IT'S WHAT'S
ON THE INSIDE
THAT COUNTS

CHANGING THE INTERIORS OF OUR PRE-DESIGNED COMBINATIONS IS AN EASY WAY TO ADAPT BESTÅ TO YOUR STORAGE NEEDS.

SOFT-CLOSING OR PUSH-OPENING

With BESTÅ you can open your drawers either with handles or with a push-open function. It depends on what look you prefer.



SHELVES

You can choose between glass shelves or regular shelves. The adjustable shelf heights let you tailor your BESTÅ to your storage needs.

Prefer knobs or handles? Then we recommend you choose the soft-closing drawer runners. These work best with handles and make the drawers close slowly, silently and softly.

Don't want handles? Then we recommend you choose drawer runners with a push-open function, which opens the drawers with just a light push.



JUST AS NICE ON THE
INSIDE

BESTÅ drawers come in two heights and their insides are color coordinated with their outsides.



BESTÅ drawer frame W23 1/2"xD15 1/2"xH5 1/2"

White	102.716.23 \$10
Black-brown	202.716.32 \$10
Gray stained walnut effect	102.716.18 \$10

To be completed with BESTÅ drawer runners and BESTÅ drawer front (W23 1/2"xH10 1/2").
Max load 22 lbs.



BESTÅ drawer frame W23 1/2"xD15 1/2"xH9 1/2"

White	902.945.31 \$15
Black-brown	502.945.33 \$15
Gray stained walnut effect	802.945.41 \$15

To be completed with BESTÅ drawer runners and BESTÅ drawer front (W23 1/2"xH15 1/2").
Max load 22 lbs.




BESTÅ drawer runner

Soft-closing 202.878.26 **\$10/ 2 pack.**
The drawer runners make the drawer close silently and softly. To be completed with knobs or handles.

Push-open 402.878.25 **\$10/ 2 pack.**

The drawer runners have integrated push openers, so you don't need handles or knobs and can open the door with just a light push.



Shelf W22"xD6 1/4"
Fits BESTÅ frames, 7 1/2" deep.
Max load 29 lbs. Max load 11 lbs for glass shelf.
Glass 002.955.30 **\$3**
White 402.955.52 **\$3**
Black-brown 802.955.26 **\$3**
Gray stained walnut effect 102.955.39 **\$3**



Shelf W22"xD14 1/4"
Fits BESTÅ frames and TV unit frames, 15 1/4" deep. Max load 66 lbs. Max load 22 lbs for glass shelf.
Glass 602.955.32 **\$5**
White 002.955.54 **\$5**
Black-brown 402.955.28 **\$5**
Gray stained walnut effect 902.955.40 **\$5**



ULVSBO knob white 202.222.60 **\$2.99/ 2 pack.**
ULVSBO knob black 402.222.59 **\$2.99/ 2 pack.**



ATTEST knob stainless steel color 501.387.50 **\$4.99/ 2 pack.**




BLANKETT handle aluminum, L15".
102.262.11 **\$9.99/ 2 pack.**

DOORS AND
DRAWER FRONTS

HERE IS OUR SELECTION OF DOORS AND FRONTS. CHOOSE BETWEEN A WIDE RANGE OF
COLORS AND FINISHES.

DON'T FORGET THE HINGES!
SEE PAGE 21

SELSVIKEN



White high-gloss	Beige high-gloss	Gray high-gloss	Patterned brown high-gloss	Black high-gloss
W23% \times H10% ¹ 102.916.35 \$20	W23% \times H10% ¹ 702.948.67 \$20	W23% \times H10% ¹ 702.981.20 \$20	W23% \times H10% ¹ 002.963.51 \$20	W23% \times H10% ¹ 402.916.29 \$20
W23% \times H15% ¹ 202.916.30 \$25	W23% \times H15% ¹ 902.948.66 \$25	W23% \times H15% ¹ 902.981.19 \$25	W23% \times H15% ¹ 802.963.47 \$25	W23% \times H15% ¹ 502.916.24 \$25
W23% \times H25% ¹ 802.916.32 \$30	W23% \times H25% ¹ 602.981.11 \$30	W23% \times H25% ¹ 502.981.16 \$30	W23% \times H25% ¹ 702.963.43 \$30	W23% \times H25% ¹ 002.916.26 \$30

HANVIKEN



White	Black-brown	Gray stained walnut effect
W23% \times H10% ¹ 402.918.51 \$15	W23% \times H10% ¹ 602.947.97 \$15	W23% \times H10% ¹ 902.948.09 \$15
W23% \times H15% ¹ 002.918.48 \$20	W23% \times H15% ¹ 002.947.95 \$20	W23% \times H15% ¹ 302.948.07 \$20
W23% \times H25% ¹ 602.918.45 \$25	W23% \times H25% ¹ 502.947.93 \$25	W23% \times H25% ¹ 702.948.05 \$25

LAPPIVIKEN



White	Black-brown	Pink	Green	Gray stained walnut effect
W23% \times H10% ¹ 102.916.78 \$5	W23% \times H10% ¹ 402.916.72 \$5	W23% \times H10% ¹ 502.948.73 \$5	W23% \times H10% ¹ 903.030.69 \$5	W23% \times H10% ¹ 802.916.94 \$5
W23% \times H15% ¹ 002.916.74 \$5	W23% \times H15% ¹ 402.916.67 \$5	W23% \times H15% ¹ 902.948.71 \$5	W23% \times H15% ¹ 303.030.67 \$5	W23% \times H15% ¹ 302.916.82 \$5
W23% \times H25% ¹ 502.916.76 \$10	W23% \times H25% ¹ 802.916.70 \$10	W23% \times H25% ¹ 302.948.69 \$10	W23% \times H25% ¹ 703.030.65 \$10	W23% \times H25% ¹ 802.916.89 \$10

MARVIKEN



White
W23% \times H10% ¹ 302.916.44 \$25
W23% \times H15% ¹ 202.916.49 \$35
W23% \times H25% ¹ 602.916.47 \$45

GOOD TO KNOW
Doors 23% \times 25%¹ to be completed with BESTÅ hinge. See page 21.
Door/drawer front 23% \times 15%¹
May be used as a door or as a drawer front. To be completed with BESTÅ hinge (see page 21) or with BESTÅ drawer frame W23% \times D15% \times H9%¹ and BESTÅ drawer runner. See page 16.
Drawer front 23% \times 10%¹
To be completed with BESTÅ drawer frame W23% \times D15% \times H5%¹ and BESTÅ drawer runner. See page 16.
All doors and drawer fronts may be completed with knobs or handles. See page 17.
MARVIKEN Foil stickers are included in the following expressions: white, black-brown, and gray stained walnut effect.



GLASS DOORS &
ACCENT DOORS

GLASS AND ACCENT DOORS ARE A GREAT WAY TO PERSONALIZE YOUR BESTÅ. YOU CAN CHOOSE TO SHOW YOUR FAVORITE ITEMS BEHIND A GLASS DOOR, OR CHOOSE A PATTERNED ACCENT DOOR TO ADD COLOR AND EFFECT. IT'S UP TO YOU.

LJUSVIK



White/glass
W23½xH15"
002-918.53 **\$45**
W23½xH25¼"
102-918.57 **\$55**

LJUSVIK is designed to coordinate with MARVIKEN doors/drawer fronts. May be completed with knobs or handles.

GLASSVIK



White/frosted glass
W23½xH15"
702-916.56 **\$35**
W23½xH25¼"
802-916.65 **\$45**

Black/smoked glass
W23½xH15"
602-916.52 **\$35**
W23½xH25¼"
902-916.60 **\$45**

White/clear glass
W23½xH15"
202-916.54 **\$35**
W23½xH25¼"
502-916.62 **\$45**

Black/clear glass
W23½xH15"
002-916.50 **\$35**
W23½xH25¼"
302-916.58 **\$45**

Handle included. GLASSVIK is designed to coordinate with SELSVIKEN doors/drawer fronts.

DJUPVIKEN



White
W23½xH25¼"
702-826.93 **\$40**

Pink
W23½xH25¼"
902-992.89 **\$40**

May be completed with BLANKETT handles. Other knobs or handles are not recommended for this door. DJUPVIKEN is designed to coordinate with LAPPVIKEN doors/drawer fronts.

LAXVIKEN



White
W23½xH25¼"
902-916.96 **\$45**

Black
W23½xH25¼"
002-992.60 **\$45**

May be completed with BLANKETT handles. Other knobs or handles are not recommended for this door. LAXVIKEN is designed to coordinate with SELSVIKEN doors/drawer fronts.

SINDVIK



White/glass
W23½xH15"
802-918.54 **\$20**
W23½xH25¼"
902-918.58 **\$25**

Black-brown/glass
W23½xH15"
402-963.11 **\$20**
W23½xH25¼"
002-963.13 **\$25**

Gray stained walnut effect
W23½xH15"
702-963.19 **\$20**
W23½xH25¼"
302-963.21 **\$25**

May be completed with knobs or handles. SINDVIK is designed to coordinate with LAPPVIKEN and HANVIKEN doors/drawer fronts.



BESTÅ soft closing/ push-open hinge.
802.612.58 **\$10/ 2 pack.**

The door closes silently and softly thanks to the integrated soft-closing function. You can open the door with the included push opener, or by complementing your BESTÅ with a knob or handle. Knobs and handles are sold separately.

Combine as you like

FRAMES AND TV UNIT FRAMES

HERE IS OUR SELECTION OF FRAMES AND TV UNIT FRAMES. IF YOU WANT EXTRA STORAGE IN YOUR BESTÅ COMBINATION YOU CAN ADD EXTRA FRAMES TO CREATE ANY SIZE OR SHAPE YOU LIKE. VISIT OUR BESTÅ PLANNING TOOL TO CREATE A TAILOR MADE COMBINATION TO SUIT YOUR STORAGE NEEDS. YOU'LL FIND IT IN YOUR LOCAL IKEA STORE OR AT [IKEA-USA.COM/BESTAPLANNER](https://www.ikea.com/us/en/bestaplanner).

FOR SAFETY:
BESTÅ frames must be secured to the wall with the enclosed wall anchoring device, suspension rail, or BESTÅ suspension rail (sold separately). Different wall materials require different types of fasteners. Use fasteners, sold separately, that are suitable for the walls in your home.

MOUNTING YOUR FRAMES ON THE WALL? THEN YOU'LL NEED A SUSPENSION RAIL. SEE PAGE 15

TV UNIT FRAMES



ALL FRAMES COME IN ALL THREE FINISHES

W47 1/2 x D15 1/2 x H15"
Black-brown 902.945.12 **\$69**
White 802.945.03 **\$69**
Gray stained walnut effect 102.945.11 **\$69**



Fittings for wall mounting are included. May be completed with legs; required are 6 legs, or 4 legs with 1 supporting leg.

W70 1/2 x D15 1/2 x H15"
Black-brown 702.945.08 **\$89**
White 602.945.04 **\$89**
Gray stained walnut effect 302.945.05 **\$89**



Fittings for wall mounting are included. May be completed with legs; required are 8 legs or 4 legs with 2 supporting legs.

W47 1/2 x D15 1/2 x H25 1/2"
Black-brown 402.998.85 **\$79**
White 402.998.80 **\$79**
Gray stained walnut effect 802.998.88 **\$79**



For safety reasons this TV unit should not be hung on the wall. May be completed with legs; required are 6 legs or 4 legs with 1 supporting leg.

W70 1/2 x D15 1/2 x H25 1/2"
Black-brown 802.998.74 **\$99**
White 702.998.79 **\$99**
Gray stained walnut effect 102.998.77 **\$99**



For safety reasons this TV unit should not be hung on the wall. May be completed with legs; required are 8 legs or 4 legs with 2 supporting legs.

FRAMES



ALL FRAMES COME IN ALL THREE FINISHES

W47 1/2 x D15 1/2 x H15"
Black-brown 702.459.52 **\$50**
White 602.458.44 **\$50**
Gray stained walnut effect 202.473.74 **\$50**



2 BESTÅ suspension rails are needed for wall mounting. May be completed with legs; required are 6 legs or 4 legs with 1 supporting leg.

W23 1/2 x D7 1/2 x H15"
Black-brown 602.459.57 **\$20**
White 002.459.17 **\$20**
Gray stained walnut effect 602.474.09 **\$20**



1 suspension rail is needed for wall mounting. May be completed with legs; required are 4 legs.

W23 1/2 x D15 1/2 x H15"
Black-brown 602.459.62 **\$30**
White 702.458.48 **\$30**
Gray stained walnut effect 302.473.78 **\$30**



1 suspension rail is needed for wall mounting. May be completed with legs; required are 4 legs.

W23 1/2 x D7 1/2 x H25 1/2"
Black-brown 202.459.59 **\$35**
White 602.459.19 **\$35**
Gray stained walnut effect 302.474.15 **\$35**



1 suspension rail is needed for wall mounting. May be completed with legs; required are 4 legs.

W23 1/2 x D15 1/2 x H25 1/2"
Black-brown 202.459.64 **\$45**
White 302.458.50 **\$45**
Gray stained walnut effect 702.473.81 **\$45**



1 suspension rail is needed for wall mounting. May be completed with legs; required are 4 legs.

W47 1/2 x D15 1/2 x H25 1/2"
Black-brown 502.459.53 **\$60**
White 102.458.45 **\$60**
Gray stained walnut effect 702.473.76 **\$60**



2 BESTÅ suspension rails are needed for wall mounting. May be completed with legs; required are 6 legs or 4 legs with 1 supporting leg.

W23 1/2 x D15 1/2 x H50 1/2"
Black-brown 402.459.44 **\$70**
White 402.458.40 **\$70**
Gray stained walnut effect 402.473.68 **\$70**



For safety reasons this frame should not be hung on the wall. May be completed with legs; required are 4 legs.

W23 1/2 x D15 1/2 x H75 1/2"
Black-brown 902.459.46 **\$75**
White 002.458.42 **\$75**
Gray stained walnut effect 802.473.71 **\$75**



For safety reasons this frame should not be hung on the wall. May be completed with legs; required are 4 legs.



See page 10 for more information about this combination.

LIGHTING, BOXES & DIVIDERS

HERE ARE SOME SIMPLE THINGS THAT TAKE YOUR BESTÅ TO THE NEXT LEVEL. OUR RANGE OF LIGHTING GIVES BOTH FOCUSED LIGHT AND CREATES A COZY, INVITING FEELING IN THE ROOM. AND OUR BOXES AND DIVIDERS KEEP THINGS ORGANIZED AND CLUTTER-FREE.

CABINET LIGHTING
These lights provide a focused light that helps you find things stored inside. They also add atmosphere and complement the room's general lighting.



KIND TO YOUR EYES
You can balance out the light that comes from your TV by placing an DIODER LED lighting strip behind your TV. This makes watching TV easier on the eyes, as it reduces the contrast between light and dark areas.

EASY ORGANIZATION
BESTÅ boxes and inserts are perfect for storing everything from headphones and remote controls to DVDs, toys and games. And be sure to get STRIBERG LED light strips for the drawers. They switch on when you pull out a drawer, so you can easily see what's inside.



BESTÅ box \$10/ea
W9½xD12½xH6". Yellow 503.096.41
Gray 003.075.52. Pink 103.098.43
2 boxes fit perfectly on a BESTÅ shelf or in a BESTÅ drawer.



BESTÅ box \$15 W12½xD20½xH8½".
Gray 803.075.53
Fits BESTÅ shelves.



BESTÅ drawer mat \$3.99 L20xW13".
Gray 203.075.51. Fits BESTÅ drawers.



BESTÅ drawer divider \$7.99
L20½xD12½xH2½". Gray 403.075.50
Fits BESTÅ drawers.



BLADIS basket \$14.99
W12½xD13½xH12½". Black 402.234.14
BLADIS box with lid \$12.99
W10½xD13½xH7". Black 502.193.55



TJ ENA box with lid \$1.99
W5xD10½xH4". Green 602.919.87
TJ ENA box with lid \$3.99
W10xD13½xH7½". Green 202.919.89



TJ ENA box with lid \$1.99
W5xD10½xH4". White 502.636.21
TJ ENA box with lid \$3.99
W10xD13½xH7½". White 402.636.26



URSHULT LED cabinet lighting \$29.99/ea Built-in LED light source.
White 702.604.00
Nickel-plated 602.604.05

Shown with **ANSLUTA electronic transformer \$25 20W**. Connect up to 6 units as long as total wattage does not exceed 20W. White 702.883.38
and **ANSLUTA power cord \$5** For connection to the main power supply. L11'6". 301.214.11



DIODER LED 4-piece lighting strip \$19.99 White 201.194.18

Built-in LED light source. Suitable for use in confined spaces, such as cabinets, bookshelves and closets, as the LED light source only emits low heat.
You can connect up to 4 pieces in a straight line or an L-shape.



STRIBERG lighting strip \$19.99 L17". Aluminum-color 602.677.27

Built-in LED light source. The light switches on and off automatically when you open or close the drawer so no energy is wasted. To be used with **ANSLUTA power cord \$5 L11'6"**. 301.214.11



OMLOPP LED spotlight \$9.99/ea Ø2½". Aluminum-color 102.883.41
Black 702.883.43 White 902.883.43

Built-in LED light source. To be used with **ANSLUTA electronic transformer \$25 20W**. Connect up to 6 units as long as total wattage does not exceed 20W. White 702.883.38 and **ANSLUTA power cord \$5** For connection to the main power supply. L11'6". 301.214.11

BESTÅ TV storage combination
\$344 Max load 110 lbs.
 W94½xD15½xH50½". Black-brown/
 Hanviken black-brown/Sindvik glass
 door. Knobs sold separately. Soft-
 closing 290.674.86



YOU CAN DO IT ALL YOURSELF BUT YOU DON'T HAVE TO.

SOMETIMES A LITTLE HELP IS ALL YOU NEED TO TURN A DREAM INTO REALITY. WHICH IS WHY WE OFFER A WIDE RANGE OF SERVICES TO HELP YOU ALONG THE WAY. MAYBE YOU JUST NEED A LITTLE HELP, OR PERHAPS SOMEONE TO DO THE WHOLE JOB FOR YOU. EITHER WAY, WE'RE HERE TO HELP, AND ARE HAPPY TO PUT TOGETHER A SERVICE PACKAGE THAT'S JUST RIGHT FOR YOU. THE MORE YOU DO YOURSELF, THE LOWER THE PRICE WILL BE; AND, THE MORE YOU ASK US TO DO FOR YOU, THE MORE YOU CAN SIT BACK AND RELAX.



PICKING WITH DELIVERY

We'll collect the products on your shopping list from throughout the store and deliver (by an independent company) everything to your home or office. See an IKEA co-worker and tell them what you're looking for and they will book and print your items on a customer order. Take this order to the check-outs and pay for purchases, both goods and services. And you are on your way!



HOME DELIVERY

Most of our products are designed and packaged so that you can take them home yourself. If you prefer, we can arrange delivery (by an independent company) of your purchases directly to your home or business. Same day, next day or same week deliveries are available. We can also arrange delivery at a later date if you would like.



ASSEMBLY WITH DELIVERY

IKEA products are designed to be assembled by you. That way, you save the most money. However, if you like we can deliver and put together your purchases. Assembly is provided by an independent company and not available for all delivery service zip codes, and is not available for on-line orders.

FOR MORE INFORMATION, VISIT IKEA.COM

USE THIS LINK:

IKEA-USA.com/Services

BUYING GUIDE **BESTÅ**

LIVING ROOM STORAGE

BESTÅ TV storage combination \$379
Max load 110 lbs. W70 $\frac{7}{8}$ "x D15 $\frac{3}{4}$ "x H29 $\frac{1}{8}$ "
White/Marviken white Soft-closing 891.197.22



A high standard of accuracy has been sought in the preparation of this brochure. We apologize for, but will not be bound by or responsible for, errors and omissions in this brochure.

All the products (shown here) may not be available at the store. Please contact the staff or visit IKEA-USA.com for more information. For more detailed product information, see the price tag or IKEA-USA.com/BESTÅ. All units require assembly.