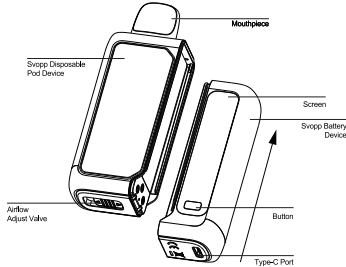


# VAGEND

## SVOPP



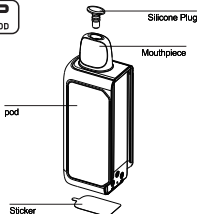
## USER MANUAL



# VAGEND

## SVOPP

### DISPOSABLE POD



### SPECIFICATIONS:

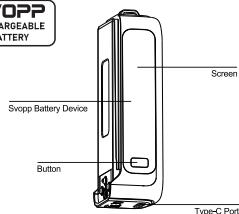
**Commercial Name:** VAGEND SVOPP  
**Brand Name:** VAGEND  
**Model Name:** SVOPP  
**Product Dimension:** 93.90x33.80x25.00mm  
**Type:** Disposable Pod  
**Ingredients:** Propylene Glycol, Vegetable Glycerin, Natural & Artificial Flavors and Conventional Freebase Nicotine.  
**Nicotine Content:** 150mg Conventional Freebase Nicotine  
**Nicotine Concentration:** 15mg/mL Conventional Freebase Nicotine  
**Volume:** 10mL E-Liquid  
**Coil Resistance:** Dual 1.0ohm  
**Tank Material:** PCTG  
**Food Allergens:** No Allergens  
**Alcohol Content:** 0%

**Manufactured by:** KIMSUN TECHNOLOGY (HUIZHOU) CO., LTD.  
**Address:** (Plant 1, Plant 2, No.8, Taixiang Road, Digital Industrial Park, Sandong Town, Huizhou, Guangdong, China)  
**License:** 5144130055

# VAGEND

## SVOPP

### RECHARGEABLE BATTERY



### SPECIFICATIONS:

**Commercial Name:** VAGEND SVOPP  
**Brand Name:** VAGEND  
**Model Name:** SVOPP  
**Product Dimension:** 76.20x23.90x24.30mm  
**Type:** Rechargeable Battery  
**Capacity:** 1100mAh  
**Port:** Type-C  
**Watts:** 11.1±1W, 12±1W, 12.7±1W, 22±1W, 24±1W, 25±1W  
**Charging Voltage:** 5V  
**Discharge Voltage:** 3.4~4.2V  
**Charging Current:** 800±100mA  
**Battery Hardware Materials:** PC, Neodymium Iron Boron, RF-4 Fiberglass, Polymer Lithium battery.  
**Importer:** PHANTOM VAPE GROUP, INC.  
**Address:** 30th Floor Eco Tower 30nd Street Corner 9th Avenue Fort Bonifacio, Taguig City, Fourth District, National Capital Region (NCR), 1630  
**Assessment Number:**  
**Website:** www.vagendvape.com

### INSTRUCTION:

- How to use:**
- **Activation:** Attach the pod to the battery and inhale slowly to automatically activate the device.
  - **Wattage adjust:** Press the button once to switch the wattage from 11W to 25W. When the wattage reaches 25W, pressing the button will return the wattage to 11W.
- Deactivation:** The device automatically deactivates when not in use for 10 minutes. Alternatively, you can remove the pod from the battery to deactivate the device.
- Usage to be avoided:**
- Avoid exposing the pod, battery device to extreme heat or direct sunlight, as this can cause leakage or flavor changes.
  - Keep the pod, battery device away from water or liquids to prevent malfunctions and short circuits.

### HANDLING AND MAINTENANCE:

- **Storage:** Please store the product in a cool dry place. Keep away from direct sunlight and extreme temperatures.
- **Cleaning:** Use a dry cloth or paper towel to clean the mouthpiece and other accessible parts of the device before using.

### WASTE DISPOSAL:

- Battery Removal and Disposal:**
- Detach the battery from the pod or device before disposal.
  - Dispose of the batteries at designated battery recycling points.
  - Do not discard batteries in household trash, as they may be hazardous.
  - After detaching the battery, dispose of the pod or device as an electronic waste recycling facility or a designated collection point for electronic devices.
  - If recycling is not an option, dispose of the device as electronic waste according to your local regulations.
- E-Liquid Disposal:**
- Carefully empty any remaining e-liquid from the device.
  - Do not pour e-liquid down the drain or dispose of it in household trash. Instead, absorb it with paper towels and place it in a sealed plastic bag for disposal.

### INFORMATION ON OPENING, RECHARGING, AND REFILLING.

- OPENING:**
- Gently remove the pod and battery from the packaging, remove silicon from the mouthpiece and the sticker covering the airflow at the bottom of the battery.
  - Check for any damage. If you find any, do not use the product and contact customer support.
- RECHARGING:**
- A Type-C charger is needed to be connected to a power source before charging.
  - When plugged in, the portion of the screen where the battery level is displayed will be REFILLING. Product is not refillable.

### NO ACCESSORIES INCLUDED.

### WARNING:

**HEALTH WARNING:** This product is harmful and contains nicotine which is a highly addictive substance. It is not recommended for use by non-smokers. This product is not recommended for pregnant women or people with cardiovascular problems. Using this product may damage the cardiovascular system and respiratory system, and may also lead to nicotine addiction. Do not swallow. Keep out of reach of children, avoid prolonged contact with the skin.

### IF SWALLOWED: Seek medical attention immediately.

**IF ON SKIN:** Rinse thoroughly with soap and water.

### IF SMOKING IRRITATION OCCURS: Seek medical advice or attention.

**CHARGING:** Only use the recommended charger. Avoid using chargers with different voltage or current specifications, as this can cause overheating, damage, or safety risks. Chargers with different characteristics should not be used.

**OVERHEATING:** If the product system becomes too hot during use or charging, stop immediately. Do not use the device in hot environments, and allow it to cool down between uses.

### POTENTIAL ADVERSE EFFECTS FOR THE VAPER AND THE PERSONS IN HIS/HER ENTOURAGE:

First-time users of vapor product systems may experience mouth irritation, dry throat, or coughing. If these symptoms persist for more than 48 hours or worsen, consult a doctor. Using a low nicotine strength can cause withdrawal symptoms such as irritability, anxiety, or sleep disturbances. Vaping may also affect those nearby, especially in enclosed spaces or individuals with respiratory conditions, allergies, or sensitivities. Use caution around children, pregnant women, and people with health conditions.

**THIS PRODUCT MAY CAUSE UNDESIRABLE EFFECTS FOR BOTH USERS AND THOSE AROUND THEM, PLEASE USE IT RESPONSIBLY.**

### POSSIBLE CONTRAINDICATIONS:

- **Propylene Glycol:**
  - May cause side effects in people taking certain medications like disulfiram or metronidazole.
  - Could trigger allergic reactions in those with a history of allergies, eczema, or hay fever.
- **Glycerol:**
  - Increases the risk of dehydration in the elderly and those already dehydrated.
  - Individuals with diabetes should use caution, as metabolized glycerol may cause minor hypoglycemia or glycosuria.

### REMINDER:

- If VAGEND Svopp is accidentally dropped, please make sure you check the following items before using it again:
  - The pod and battery is intact and no parts are loose;
  - The leakage of e-liquid is found on the pod;
  - The mouthpieces of the pod is not damaged.

If a visual inspection shows no signs of damage, you may proceed to use it. Before use, clean the mouthpiece and other accessible parts with a dry cloth or paper towel.

The vapor product system shall not be used if cracked or deformed. Using a damaged product can cause leaks, malfunctions, or explosions. Always inspect the device for damage before use. If any damage is found, discontinue use immediately and replace the defective item.

Do not use the vapor product system if the tank is empty or nearly empty, or if you detect a significant change in flavor.

### TROUBLESHOOTING: Common Issues and Solutions

- **No Vapor Production:** Ensure the battery is fully charged. If the issue persists, the battery of the pod may need to be replaced.
- **Burnt Taste:** The pod may be running low on e-liquid or the internal coil could be damaged. Consider replacing the pod if the problem continues.
- **Leaking:** Make sure the pod is not exposed to high temperatures or direct sunlight. If leaking persists, it may be time to replace the pod.

### FREQUENTLY ASKED QUESTIONS

- How long can the battery and pod last?
  - The VAGEND Svopp Rechargeable Battery has a validity period of 24 months.
  - The VAGEND Svopp Disposable Pod has a validity period of 2-4 months from manufacturing date and 3 months after first use. Replace the pod when it is empty, nearly empty, or if you notice a significant change in flavor. Regular replacement of the pod is essential to ensure optimal performance and safety.
  - Please check the manufacturing date on the product you purchased and do not use it if it has exceeded its validity period.

### Can I refill the pod?

- No, VAGEND Svopp Pods are designed for single use and should be replaced when they are empty.

### Is it rechargeable? How do I know when the device is fully charged?

- Yes, when the battery is fully charged, the screen will turn off.

### FOR EXPORT TO THE PHILIPPINES; TAX AND DUTY PAID.

### CUSTOMER SUPPORT:

For any issues or questions, feedback, and adverse event reporting, contact our customer support team at support@vagendvape.com or call (65) 927 220 1403.

Thank you for choosing our VAGEND. Enjoy your vaping experience responsibly!