SONOFF

TX EU-RF

User Manual V1.0



433MHz Wireless Stick-on Smart Wall Switch

CN > EN > DE > ES > FR > IT > RU > PT

取出电池绝缘片
Pull out the battery insulation sheet
Ziehen Sie die Batterieisolierungsfolie heraus
Retire la lámina de aislamiento de la batería
Retirez la feuille d'isolation de la batterie
Rimuovere il foglio di isolamento della batteria
Снимите изоляционный лист батареи
Retire a plástico de isolamento da bateria

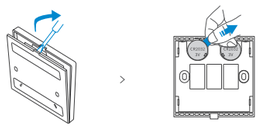

设备分带电池和不带电池版本(电池型号: CR2032)。
The device has the version with battery and without battery(Battery model: CR2032).
Das Gerät ist in der Version mit Batterie und ohne Batterie verfügbar(Batterie-Modell: CR2032).
El dispositivo viene en el diseño con batería y sin batería(Modelo de la batería: CR2032).
Cet appareil existe en deux versions, à savoir avec batterie et sans batterie(Modèle de batterie: CR2032).
Il dispositivo possiede la versione con batteria e senza batteria(Codice batteria: CR2032).
Устройство имеет версию с батареей и без батареи(Модель батареи: CR2032).
O aparelho possui a versão com bateria e sem bateria(Modelo da bateria: CR2032).

产品介绍
Product Introduction
Produkt-Einführung
Introducción del producto
Présentation du produit
Descrizione del prodotto
Знакомство с изделием
Introdução ao produto

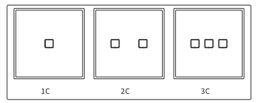

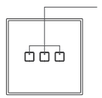

手动触摸开关/RF配对按键
Touch switch/RF pairing button
Manueller Berührungsschalter RF-Paarungstaste
Interruptor táctil manual botón de emparejamiento por radiofrecuencia
Interrupteur tactile manuel bouton d'appairage RF
Interruttore manuale a sfioramento Pulsante di associazione RF
Ручной сенсорный переключатель кнопка сопряжения RF
Interruptor de toque manual botão de emparelhamento RF

本设备与SONOFF TX墙壁开关（带433MHz）系列配套使用，同时支持433MHz通讯协议的其它开关设备。
This device is used with SONOFF TX Wi-Fi smart wall switches (with 433MHz) together, and also works with other 433MHz smart devices.
Dieses Gerät wird zusammen mit den intelligenten Wi-Fi-Wandschaltern SONOFF TX (mit 433MHz) verwendet und funktioniert auch mit anderen intelligenten 433MHz-Geräten.
Este dispositivo se utiliza con interruptores de pared inteligentes SONOFF TX Wi-Fi (con 433MHz) juntos, y también funciona con otros dispositivos inteligentes de 433 MHz.
Cet appareil a été conçu pour être utilisé conjointement avec les commutateurs muraux intelligents Wi-Fi SONOFF TX (avec 433 MHz), et fonctionne également avec d'autres appareils intelligents à 433 MHz.
Questo dispositivo viene utilizzato insieme agli interruttori a parete intelligenti SONOFF TX Wi-Fi (con 433MHz) oltre che con altri dispositivi intelligenti a 433MHz.
Данное устройство используется вместе с настенными смарт-переключателями SONOFF TX Wi-Fi (с частотой 433 Мгц), а также работает с другими смарт-устройствами с частотой 433 Мгц.
Este dispositivo é usado com interruptores de parede inteligente SONOFF TX Wi-Fi (com 433 MHz) juntos e também funcionam com outros dispositivos inteligentes de 433 MHz.

设备支持单键值学习，RF的学习与清除方法请参考您购买的开关设备说明书指示操作。
The device only supports pairing one button at a time. Please refer to the switch user manual for RF pairing and clearing method.
Das Gerät unterstützt die Paarung jeweils einer Taste. Informationen zur RF-Paarung und der Clearing-Methode entnehmen Sie bitte dem Benutzerhandbuch des Schalters.
El dispositivo solo admite el emparejamiento de un botón cada vez. Consulte el manual de usuario del interruptor para conocer el método de emparejamiento por radiofrecuencia y autorización.
L'appareil ne permet d'apparier qu'un seul bouton à la fois. Veuillez vous référer au manuel d'utilisation du commutateur pour l'appariement RF et la méthode de nettoyage.
Il dispositivo supporta l'associazione di un solo pulsante alla volta. Fare riferimento al manuale d'uso del pulsante per la procedura di associazione e di cancellazione RF.
Устройство поддерживает сопряжение только одной кнопки за раз. Обратитесь к руководству пользователя переключателя для информации о сопряжении RF и способе очистки.
O dispositivo só oferece suporte ao emparelhamento de um botão de cada vez. Consulte o manual do usuário do interruptor para obter o método de emparelhamento e compensação de RF.

T3EU1C-RF/T3EU2C-RF/T3EU3C-RF 黑色版本暂未上线。
T3EU1C-RF/T3EU2C-RF/T3EU3C-RF with black color are not released yet.
T3EU1C-RF/T3EU2C-RF/T3EU3C-RF mit schwarzer Farbe sind noch nicht freigegeben.
T3EU1C-RF/T3EU2C-RF/T3EU3C-RF mit schwarzer Farbe sind noch nicht freigegeben.
T3EU1C-RF/T3EU2C-RF/T3EU3C-RF avec la couleur noire ne sont pas encore disponibles.
I modelli T3EU1C-RF/T3EU2C-RF/T3EU3C-RF di colore nero non sono ancora disponibili sul mercato.
T3EU1C-RF/T3EU2C-RF/T3EU3C-RF в черном цвете еще не выпущены.
T3EU1C-RF / T3EU2C-RF / T3EU3C-RF com cor preta ainda não foram lançados.

LIKE IT!

Glad to know you are satisfied with SONOFF products.
It would mean a lot to us if you can take a minute to share your buying experience.

Share it on Amazon | Share it on your social media | Share it with your friends and family

YouTube | facebook

Get the latest news by following us:

New arrival
Promotion
How-to videos

HAVE A PROBLEM?

We are so sorry for the inconvenience caused by the product.
Please contact us for help via the email address below.

support@itead.cc

We will get back to you as soon as possible.

YOUR SMART HOME CHOICE SONOFF

控制方式
Control Ways
Steuerungsmöglichkeiten
Formas de control
Moyens de contrôle
Metodi di controllo
Способы управления
Formas de controlar

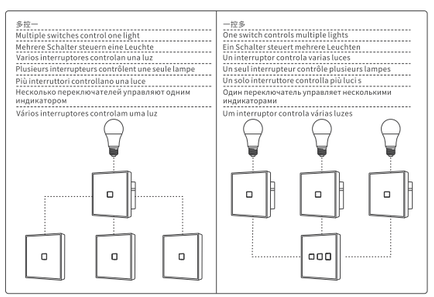

适配 SONOFF 开关设备
Supported SONOFF devices
Unterstützte SONOFF-Geräte
Dispositivos SONOFF compatibles
Appareils SONOFF pris en charge
Dispositivi SONOFF supportati
Поддерживаемые устройства SONOFF
Dispositivos SONOFF suportados

• RFR2	• BASICRFR3
• SlampherR2	• 4CHPROR3

• T1EU1C	• T1EU2C	• T1EU3C
• T2EU1C	• T2EU2C	• T2EU3C
• T3EU1C	• T3EU2C	• T3EU3C
• T1UK1C	• T1UK2C	• T1UK3C
• T2UK1C	• T2UK2C	• T2UK3C
• T3UK1C	• T3UK2C	• T3UK3C
• T2US1C	• T2US2C	• T2US3C
• T3US1C	• T3US2C	• T3US3C

安装方法
Installation Methods
Installationsmethoden
Métodos de instalación
Méthodes d'installation
Metodi di installazione
Способы установки
Métodos de instalação

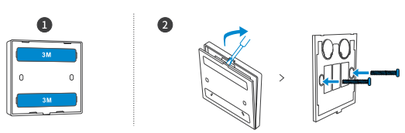

设备重量＜1Kg，建议安装高度＜2米。
The device weight is less than 1kg. The installation height of less than 2m is recommended.
Das Gerätegewicht beträgt weniger als 1kg. Es wird eine Installationshöhe von weniger als 2m empfohlen.
El peso del dispositivo es inferior a 1kg. Se recomienda una altura de instalación inferior a 2m.
Le poids du dispositif est inférieur à 1kg. Il est recommandé d'installer le dispositif à une hauteur inférieure à 2m.
Il peso del dispositivo è inferiore a 1kg. Si raccomanda un'altezza di installazione inferiore a 2m.
Вес устройства составляет менее 1kg. Рекомендуется устанавливать устройство на высоте менее 2м.
O peso do dispositivo é inferior a 1kg. Recomenda-se uma altura de instalação inferior a 2m.

User Manual

https://www.sonoff.tech/usermanuals

扫码或输入网址查看产品最新的说明书和帮助。
Scan the QR code or visit the website to learn about the newest user manual and help.
Scannen Sie den QR-Code oder besuchen Sie die Website um auf die neueste Bedienungsanleitung zuzugreifen und hilfe.
Escanee el código QR o visite el sitio web para consultar la guía del usuario más nuevo y ayuda.
Scannez le code QR ou visitez le site web pour consulter le guide plus récent et aide.
Scansionare il codice QR o visita il sito web per consultare la guida utente più nuovo e aiuto.
Сканируйте этот QR-код или перейдите на наш веб-сайт для просмотра новейший руководство пользователя и помощи.
Scaneie o código QR ou visite o nosso website para consultar mais novo o guia do usuário e ajuda.

FCC Warning

Changes or modifications not expressly approved by the party responsible for compliance could avoid the user' s authority to operate the equipment.
This device complies with part 15 of the FCC Rules. Operation is subject to the following two conditions: (1) This device may not cause harmful interference, and (2) this device must accept any interference received, including interference that may cause undesired operation.

FCC Radiation Exposure Statement:
This equipment complies with FCC radiation exposure limits set forth for an uncontrolled environment. This equipment should be installed and operated with minimum distance 20cm between the radiator & your body. This transmitter must not be co-located or operating in conjunction with any other antenna or transmitter.

Note:
This equipment has been tested and found to comply with the limits for a Class B digital device, pursuant to part 15 of the FCC Rules. These limits are designed to provide reasonable protection against harmful interference in a residential installation. This equipment generates, uses and can radiate radio frequency energy and, if not installed and used in accordance with the instructions, may cause harmful interference to radio communications. However, there is no guarantee that interference will not occur in a particular installation. If this equipment does cause harmful interference to radio or television reception, which can be determined by turning the equipment off and on, the user is encouraged to try to correct the interference by one or more of the following measures:

— Reorient or relocate the receiving antenna.
— Increase the separation between the equipment and receiver.
— Connect the equipment into an outlet on a circuit different from that to which the receiver is connected.
— Consult the dealer or an experienced radio/TV technician for help.

Hereby, Shenzhen Sonoff Technologies Co., Ltd. declares that the radio equipment type T2EU1C-RF/T2EU2C-RF/T2EU3C-RF/T3EU1C-RF/T3EU2C-RF/T3EU3C-RF is in compliance with Directive 2014/53/EU. The full text of the EU declaration of conformity is available at the following internet address:

https://www.sonoff.tech/usermanuals

TX Frequency: SRD:433.92MHz **RF Output Power:** 4.88dBm EIRP

Shenzhen Sonoff Technologies Co., Ltd.
1001, BLDG8, Lianhua Industrial Park, shenzhen, GD, China
ZIP code: 518000
Website: sonoff.tech

MADE IN CHINA

品牌	松诺/SONOFF
物料	T2EU-RF 说明书 V1.0
材料	105g铜版纸 四色印刷 手风琴5折页
规格	展开：400x80mm 折后：80x80mm
日期	2020.08.20