

Kitchen Sink

LSLFKDI-3219D



FEATURES

- Double Bowls Kitchen Sink
- Double-Equal Bowls
- Easy Drop-In Install
- 8 ¹¹/₁₆" Deep Bowl
- Central Drain Position
- 3 ⁹/₁₆" Drain Opening
- Bottom Grid & Strainer Included
- Compatible with 3.5" Garbage Disposal

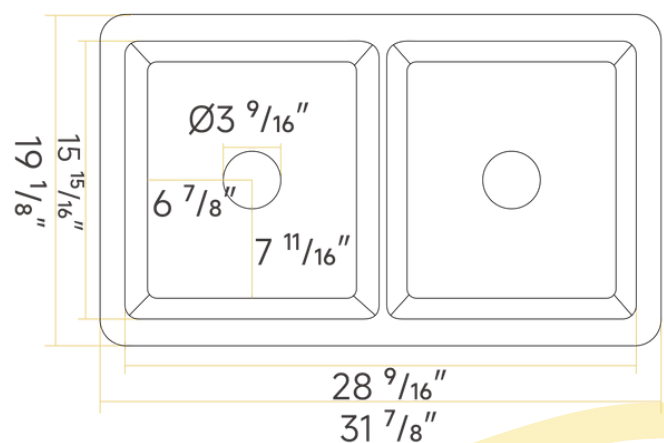
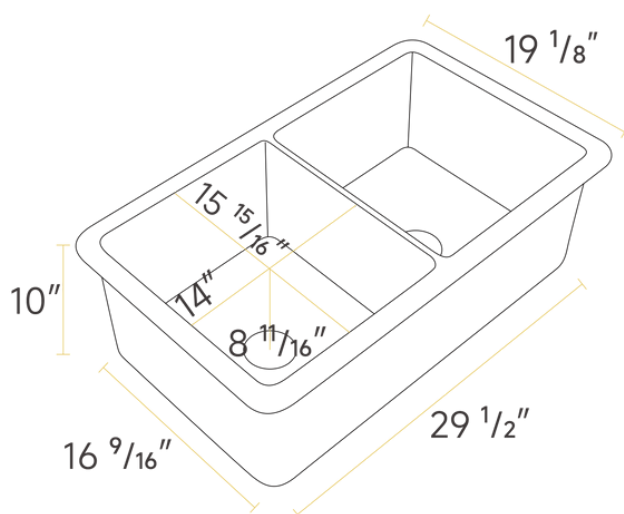
SPECIFICATIONS

Color	White	Drain Location	Center
Material	Fireclay	Dimensions	31 ⁷ / ₈ "L * 19 ¹ / ₈ "W * 10"H
Number of Bowl	2	Installation Type	Drop-In
Net Weight	78.97LB	Minimum Cabinet Size	35"
Sink Depth	8 ¹¹ / ₁₆ "	Warranty	2 Years Limited Warranty
Drain Size	3 ⁹ / ₁₆ "		


PRODUCT VIEWS



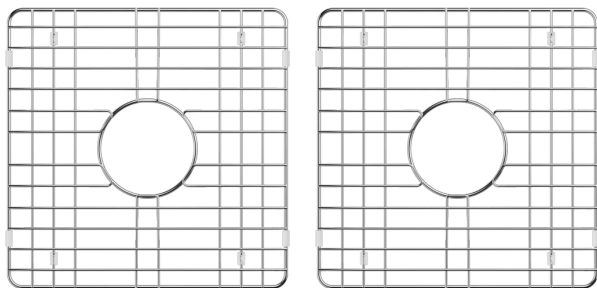
DIMENSIONS



PACKAGE INCLUDES



Kitchen Sink



Stainless Steel Bottom Grid



Stainless Steel Drain Strainer