4.25"
108mm

The Fine Print

FCC Statement

This equipment has been tested and found to comply with the limits for a Class B digital device, pursuant to Part 15 of the FCC Rules. These limits are designed to provide reasonable protection against harmful interference in a residential installation. This equipment generates uses and can radiate radio frequency energy and, if not installed and used in accordance with the instructions, may cause harmful interference to radio communications. However, there is no guarantee that interference will not occur in a particular installation. If this equipment does cause harmful interference to radio or television reception, which can be determined by turning the equipment off and on, the user is encouraged to try to correct the interference by one or more of the following measures:
-- Reorient or relocate the receiving antenna.
-- Increase the separation between the equipment and receiver.
-- Connect the equipment into an outlet on a circuit different from that to which the receiver is connected.
-- Consult the dealer or an experienced radio/TV technician for help. This device complies with part 15 of the FCC Rules.

Operation is subject to the following two conditions:
(1) This device may not cause harmful interference, and
(2) This device must accept any interference received, including interference that may cause undesired operation.
(3) The device has been evaluated to meet general RF exposure requirement. The device can be used in portable exposure condition without restriction.

The Fine Print

Warning:

Changes or modifications to this unit not expressly approved by the party responsible for compliance could void the user's authority to operate the equipment.

Need help? We're here for you every day from 7 a.m.-9 p.m. CST. Give us a call at 1-888-516-2630

Produced for Walmart Inc.
Bentonville, AR 72716

Ver. 02 20/10/22 FCC ID: 2ADZH-ONN702901

We'd love to hear from you. Scan with your smartphone camera and let us know what you think.

100070290

onn.™

Wireless On-Ear Headphones
With Rotating Boom Microphone
Quick Start Guide

FRONT

3.125"
79.37mm

18.75"
476.25mm

Get to Know Your Wireless Headphones

1) Model:100070290
2) Speaker Rated Input Power:10mw
3) Speaker Diameter: 30mm
4) Speaker Impedance: 32Ω±15%
5) Speaker Sensitivity: 96±4dB
6) USB-C Charging cable: 6 ft (1.8 m)

What's in the Box? Check to make sure you have everything below

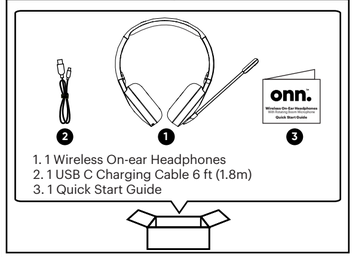

1. 1 Wireless On-ear Headphones
2. 1 USB C Charging Cable 6 ft (1.8m)
3. 1 Quick Start Guide

Let's Get Started! First time set-up 01

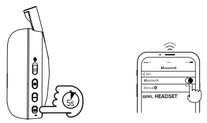

Pairing

Step 1:
Press and hold for 5 seconds to begin pairing. The LED will alternatively flash blue and red.
Step 2:
Open Bluetooth setting on your device and select "onn. HEADSET" to get it connected.

Power On:
Press & Hold
3 sec, LED light turns blue

Power Off:
Press & Hold
4 sec, LED light turns red

Reset:
Restore factory defaults

Dual-point connectivity- Connect two devices simultaneously 02

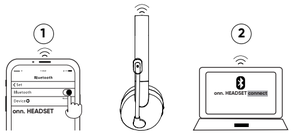

1.To pair the headset with two devices, begin by connecting the headset to one device using the previous instructions. Once device #1 is connected, disable Bluetooth on the paired device #1 and the headset will automatically re-enter pairing mode.

2.Place device #2 into pairing mode and connect to device #2.

3.Re-enable Bluetooth connection on device #1 and the headset will automatically connect to both devices. Now your headset can be used simultaneously with two devices.

Enjoy Your Music 03

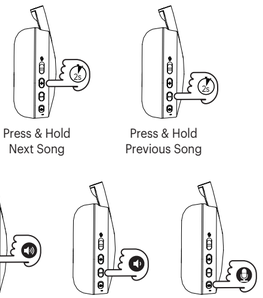

Press & Hold
Next Song

Press & Hold
Previous Song

x1 Press
Volume Up

x1 Press
Volume Down

x2 Press
Siri/Google Assistant

Take a Clear Phone Call 04

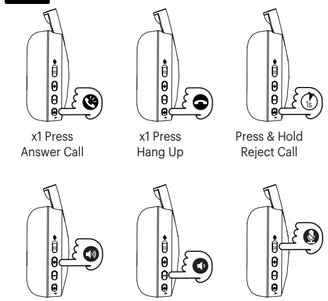

x1 Press
Answer Call

x1 Press
Hang Up

Press & Hold
Reject Call

x1 Press
Volume Up

x1 Press
Volume Down

Mute Switch
When mute should show red color

Charge Your Headphones 05

Headphones charging

Headphones charging: Red light on
Headphones fully charged: Blue light on

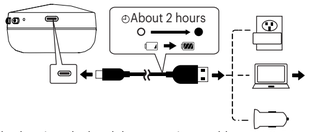

While charging, the headphones are inoperable. 5V 0.5A

Black

ICE

VERMILLION