

# DI4522



Product Family	Dishwashers
Width	45 cm
Commercial height	82 cm
Installation	Fully-integrated built-in
Kitchen panel	Not supplied
N° baskets	2
Motor	Inverter 2.0
EAN code	8017709302931



## Programmes



No. of programmes	6	ECO	Yes
Washing temperatures	50, 60 °C	Self clean	Yes
Soak	Yes	Mix 60°	Yes
Express 50°	Yes	Auto 50°-60°	Yes

## Options





Delay timer option	3 hours	Extreme option	Yes
--------------------	---------	----------------	-----

## Baskets






Basket colour	Grey	Lower Basket	With fixed racks
Basket components colour	Grey	Lower basket with anti-drip inserts	Yes
Handle	In plastic on upper and lower basket	Largest loadable dish in lower basket	31,5 cm
Upper Basket	With central fixed racks	Colour Inner Components	Grey
Height adjustment of the upper basket	On two levels (4 cm)	Cutlery basket	Yes
Largest loadable dish in upper basket	20,0 cm		

## Technical Features

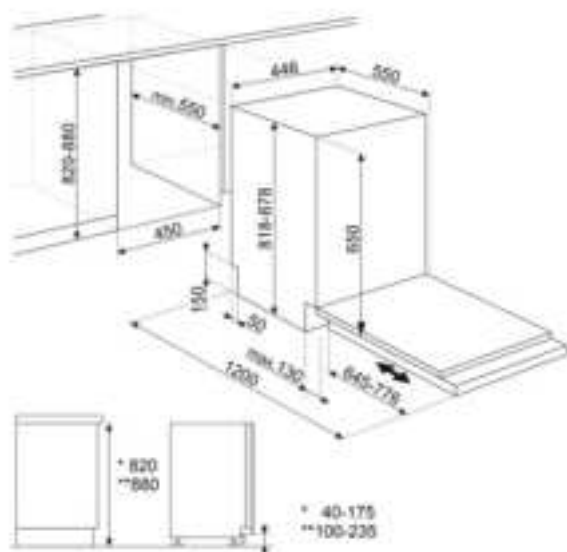
			
Width (mm)	446 mm	Max water hardness	90°FH; 50°dH
Depth (mm)	550 mm	Drying system	Natural condenser drying, with Dry Assist + automatic door opening system at the end of the cycle
Product Height (mm)	818 mm	Steam protection	In plastic
Controls	Electronic	Tank material	Stainless steel
Display	Delayed start, Programme time indicator, Consumptions	Filter	Stainless steel
Programme graphics	Symbols	Concealed heating element	Yes
On/off indicator	Yes	Hinges	Self balancing, Sliding, FLEXIFIT
Salt light indicator	Light	Min. and max. frontal panel weight	2 - 7,5 kg
Rinse aid indicator	Light	Min. and max plinth height	40 - 175 mm
End of cycle indicator	Acoustic signal	Adjustable feet	6 cm, from 820 to 880 mm
Washing system	Standard	Additional gaskets	Yes
Water softener	With electronic setting	Depth of dishwasher with open door (mm)	1200
Flood protection system	Total Acquastop	Back feet adjustable from front	Yes
Water supply	Single; cold/hot water max. 60°C - energysave with hot water up to 35%		

## Performance / Energy Label

			
Energy Efficiency Class (Washing cycle)	E	Programme duration	4:00 h:min
Energy consumption [per 100 cycles, based on the eco programme]	70 KWh	Airborne acoustical noise emissions (spinning phase)	46 dB(A) re 1 pW
Rated capacity (ps)	9	Airborne acoustical noise emission class	C
Water consumption [per cycle]	9,9 litres	Energy efficiency Index (EEI) (Washing cycle)	55,9

## Electrical Connection

Plug	(F;E) Schuko	Frequency (Hz)	50 Hz
Connected power	1950 W	Type of connection	Single-phase
Current	10 A	Power supply cable length	140 cm
Voltage	220-240 V		



---

## Compatible Accessories

















---

### KITPLV2

Kit extension for dishwasher and washing machine: length mt. 2



## Symbols glossary

	Anti-drip: Some models of dishwashers are equipped with special polymer nozzles anti-drip, that improve the process of drying.		Energy efficiency class E
	COMM_HEIGHT_82_72dpi		Delay Timer: The delay timer can postpone the start of the program by up to 24 hours.
	Models with new Flexi Fit hinges are able to be installed in kitchens with a plinth of just 5cms. With this new hinge design, the panel has a sliding movement from the bottom to the top, avoiding any possible interference of the panel with the plinth.		Noise Level: Excellent insulation and special devices keep noise to a minimum.
	Eco: Eco, this economic wash programme uses a low amount of water and energy in order to provide the most environmentally friendly cleaning option.		Soak programme: The soak programme provides a rinse to prevent dirt from drying.
	...		...
	Wash cycle for normally soiled mixed loads such as dishes and pans, even with dried-on residues. When this program is selected, the dishwasher recognises the type of dirt and automatically adjusts the washing parameters as appropriate.		Total Acquastop: In addition to the partial Acquastop protection present in all Smeg dishwashers, some models have an electronic device fitted to the water intake hose, which monitors water levels in the machine, detects leaks in the hose and switches off the water supply immediately when necessary.
	Programme suitable for washing and drying normally soiled items.		Option which improves the washing results of the selected programme. It increases the wash temperature and duration.
	System WaterSave ensures the best washing results with minimal water consumption depending on the model of dishwasher.		The work aimed at continuous improvement has allowed the creation of the second generation of the Inverter motor 2.0, characterised by greater efficiency and durability over time, which allows very high performance and a lower energy consumption and noise level.

---

## Benefit

---

### **Glassy Touch Display**

The easy and intuitive lexan touch display guides the user towards conscious and sustainable choices, reducing waste

The display, featuring indicators for dirt level, water usage, and energy consumption, enables users to optimise efficiency, minimise waste, and address daily needs with an eco-conscious approach. With a range of available options, it allows for customised washing and consumption settings tailored to individual preferences, consistently delivering exceptional results with minimal environmental impact.

### **Flexifit hinge system**

The Flexifit hinge system ensures smooth door movement, allowing for seamless integration into your kitchen design

The height of the plinth can vary from 5 cm to 21.5 cm, allowing it to fit perfectly into the cabinet. Thanks to this solution, the dishwasher blends harmoniously into its surroundings, with the door and plinth perfectly aligned with the other kitchen furniture.