ENGINEERING
TOMORROW

RAV

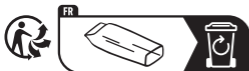
RAVL

RAV & RAVL ADAPTER

014G0250

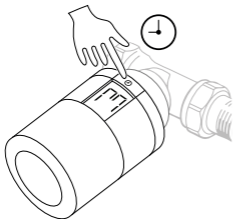
Danfoss Ally™



Danfoss Eco™

ENGINEERING
TOMORROW

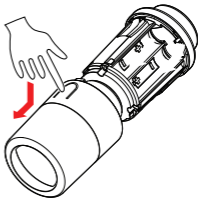
How to remove a pre-mounted adapter

1.



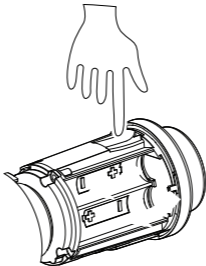
Press and hold  until large  flashes. This indicates you are in mounting mode.

2.



Remove the cover.

3.



Press firmly on the tab and unscrew the thermostat from the adapter.