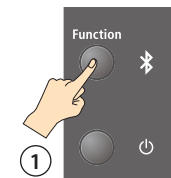


RP102 Function List



Hold down



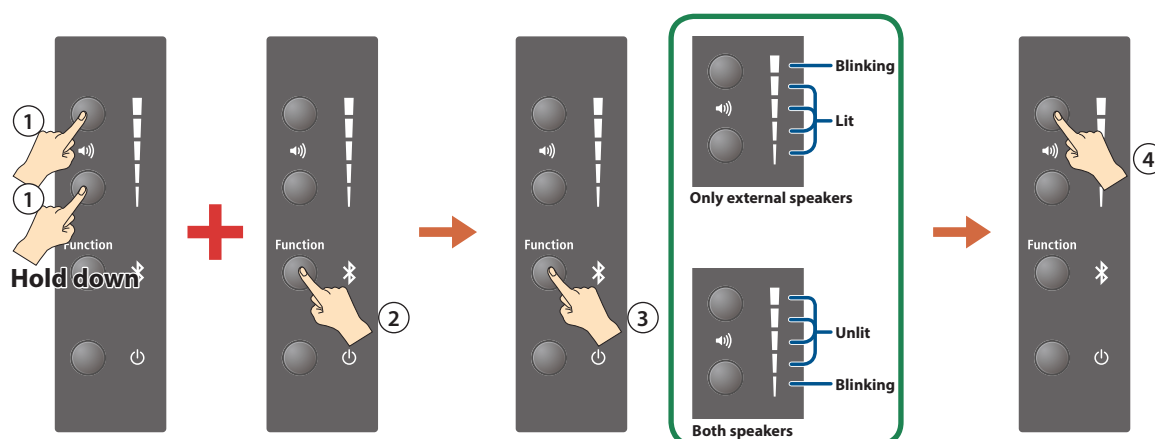
Default value

Setting saved by Memory Backup

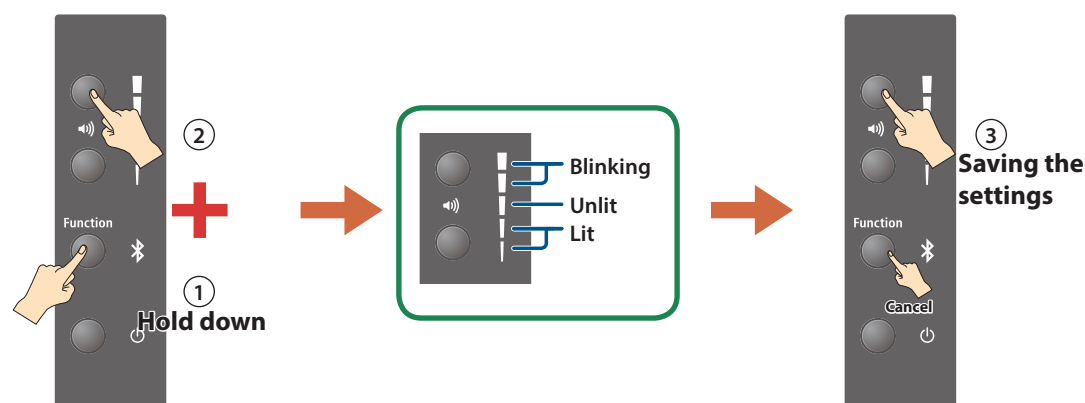
2

Auto Off Function		OFF	C8
		30 minutes	240 minutes
Connecting a Page-turning App	Mode	MODE 3	MODE 2
		MODE 1	Page Turn & MIDI
Connecting with Paino Partner 2	Page Turn/MIDI function		Page Turn
	Bluetooth func.	MIDI	OFF
		ON	C7
Transpose Transposing the Pitch		0	+1
			-1
Master Tuning Matching the Pitch with Other Instruments	★	442.0 Hz	+0.1 Hz
		440.0 Hz	-0.1 Hz
Key Touch Changing the Keyboard Playing Feel	★	HEAVY	SUPER HEAVY
		LIGHT	MEDIUM
			SUPER LIGHT
Twin Piano Dividing the Keyboard in Two		INDIVIDUAL	FIX
		OFF	PAIR
Brilliance Adjusting the Brightness of the Sound	★	0	+1
			-1
			C6
Ambience Adjusting Reverberation to the Sound			+1
		2	-1
			C5
Changing the Tempo		+10	120
		Song Tempo	+1
		-10	-1
Changing the Beat		4/4	+
			-
Playing/Stopping the Metronome			On/Off
			C4
Changing the Metronome Volume	★	5	+1
			-1
Selecting an Internal Song		First song	Next song
Playing/Stopping an Internal Song		Play/stop all song	Previous song
Changing the Volume of the Song			Play/stop one song
		10	+1
			-1
SMF Play Mode	★	EXTERNAL	INTERNAL
		AUTO SELECT	Scale
Selecting Category		Czerny 100	Hanon
		Masterpieces	Easy Piano
			Listening
			C2
Selecting Tones Dual Play: Press two keys simultaneously		Soft Pad	Jazz Scat
		SymphonicStr1	Epic Strings
		Pipe Organ	Combo Jz.Org
			Vibraphone
		Harpsichord	Celesta
		Tremolo EP	Pop EP
			Bright Piano
		Ballad Piano	Mellow Piano
			Concert Piano
			C1

Speakers Setting

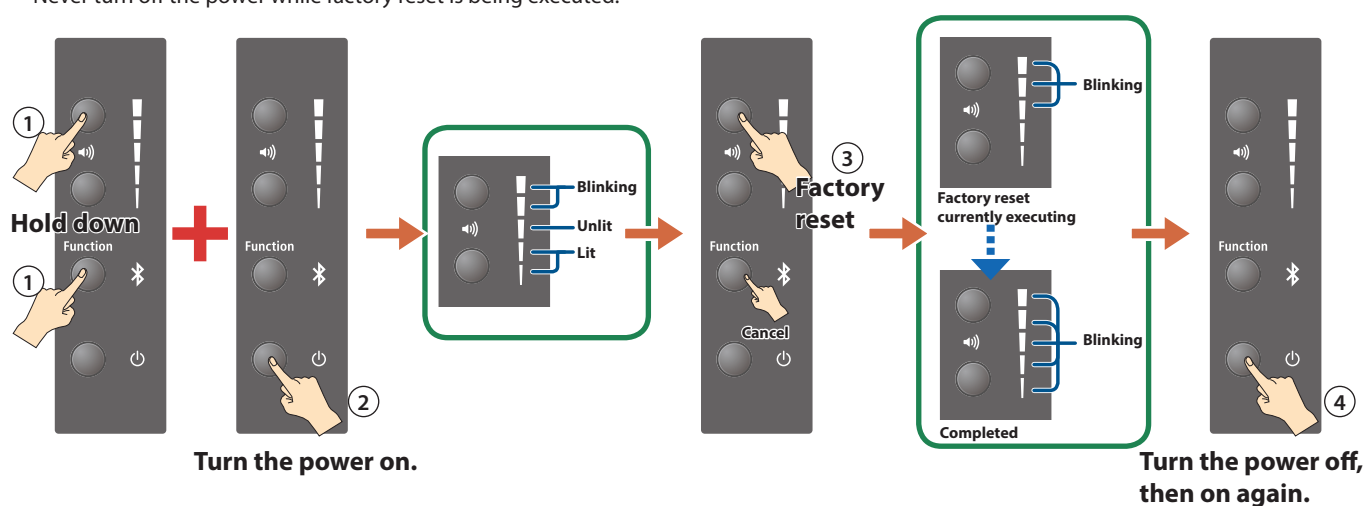


Memory Backup



Factory Reset

* Never turn off the power while factory reset is being executed.



Piano Partner 2 / Quick Start Video



Piano Partner 2
<http://roland.cm/pianopartner2>



Quick Start Video
<http://roland.cm/rp102>