

# RF70F29DER

SAMSUNG

## 29 cu. ft. Bespoke 4-Door French Door Refrigerator with Beverage Center™ in Stainless Steel



### Signature Features

#### Customizable Door Colors

With customizable door panels, choose from 12 colors and 2 finishes to create a space that fits your style.

#### Beverage Center™

Enjoy plenty of refreshingly cold and flavored water. The Beverage Center™ is inside the fridge, so it is less likely to get contaminated. As well as a water dispenser, it has a dishwasher-safe<sup>1</sup> and BPA-free<sup>2</sup> AutoFill Water Pitcher for purified water, which can be infused with fruits and herbs.

<sup>1</sup>Tested for 125 cycles in accordance with the "Mechanical dishwashing resistance of utensils" test method (BS EN 12875-1:2005) and certified as dishwasher safe by SGS.

<sup>2</sup>Bisphenol A (BPA) is a chemical found in polycarbonate plastics and epoxy resins, which are often used in food and beverage containers, and has been linked with possible adverse health effects.

#### FlexZone™ Drawer

Customize your middle drawer with 5 different temperature settings.

#### SmartThings AI Energy Mode

SmartThings Energy applets you monitor and manage your refrigerator's power usage. Reduce your energy use by up to 10%<sup>1</sup> with AI Energy Mode,<sup>2</sup> all from your phone.

<sup>1</sup>Comparing factory setting temperature without AI Energy Mode and with AI Energy Mode, which optimizes the compressor speed and defrost cycle based on usage pattern and conditions. Results may vary depending on the usage pattern and conditions.

<sup>2</sup>Available on compatible models from June 2023 through a Wi-Fi update through the SmartThings app on Android and iOS devices. A Wi-Fi connection and a Samsung account are required.

#### Compatible Panels:

Top Panels: RA-F18DU4\*\*

Middle Panel: RA-F36DMM\*\*

Bottom Panel: RA-F36DB4\*\*

#### Panel Colors:

Stainless Steel: QL

Charcoal Glass: 33

Matte Black Steel: MT

White Glass: 12

Morning Blue Glass: CM

#### Bespoke Panel Color Selection

Stainless Steel



Charcoal Glass



Matte Black Steel



White Glass



Morning Blue Glass



### Design

- Customizable Door Colors
- Beverage Center™
- Modern Design
- Recessed Handle
- ADA-Compliant Display
- Slide-In Shelf
- LED Lighting
- Gallon Door Bin

### Technology

- Wi-Fi Enabled
- Power Cool & Power Freeze
- Door Alarm
- Water Filter Indicator

### Performance

- FlexZone™ Drawer
- SmartThings Energy
- Ice Maker
- 29 cu. ft. Extra-Capacity
- Twin Cooling
- Metal Cooling

### Rating



ENERGY STAR® rated:  
685 kWh/yr

# RF70F29DER

SAMSUNG

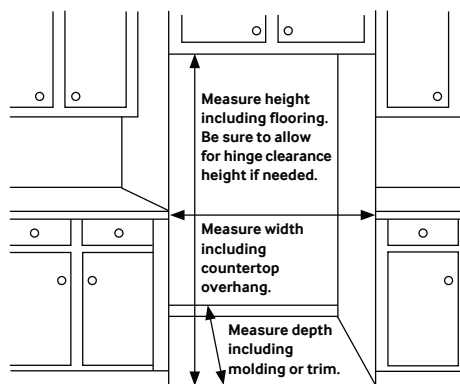
## 29 cu. ft. Bespoke 4-Door French Door Refrigerator with Beverage Center™ in Stainless Steel

### Installation Specifications

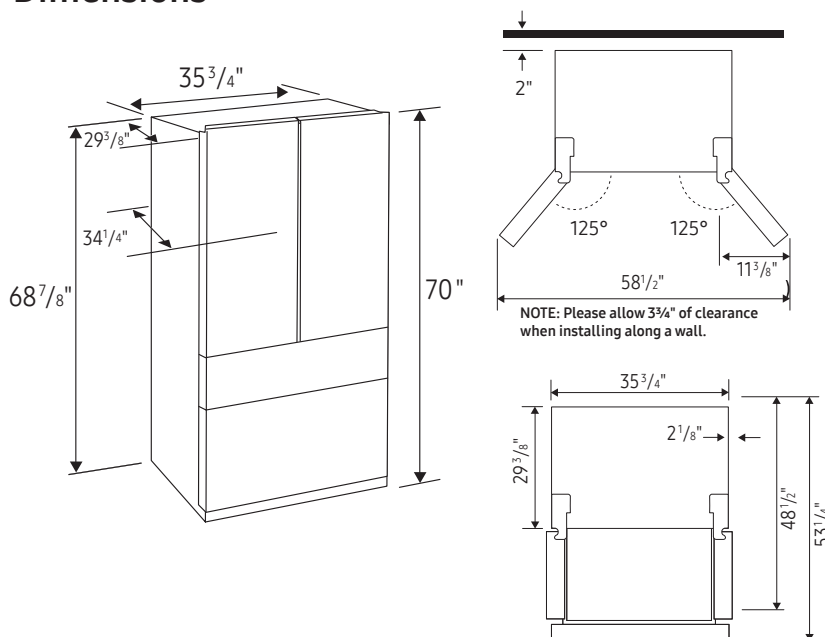
1. Measure the height, width and depth of the opening, making sure to include baseboards, molding tile, countertop overhang, etc. Check to be sure there is enough room to open the door (consider walls, islands or other obstacles when measuring).
2. Refer to illustration below to determine dimensions.
3. Allow 3.75" of clearance on hinge side of refrigerator when installing next to a wall where handle may make contact.
4. Allow 2" minimum clearance at rear for proper air circulation and water/electrical connections. Allow a 3/8" minimum clearance at sides and top for ease of installation.
5. Ensure each door and entryway in the home is wide enough for the refrigerator to be moved through easily.

For optimal usage and ability to open refrigerator doors completely, do not install next to a wall.

Please note: The following dimensions and cutout information is for planning purposes only. For complete installation details, consult manual packed with product, or download manual online at [samsung.com](https://www.samsung.com).



### Dimensions



**Total Capacity: 28.9 cu. ft.**

**Refrigerator: 16.8 cu. ft.**

- 1 Slide-In Shelf, 3 Tempered Glass Spill-Proof Shelves
- 2 Clear Drawers, Including Crisper+
- 6 Door Bins
  - Right: 1 Gallon Bin, 2 Regular Bins
  - Left: 3 Regular Bins
- Surface Lighting

**FlexZone™ Drawer: 3.1 cu. ft.**

- 5 Temperature Zones
  - Soft Freeze (23°F)
  - Meat/Fish (30°F)
  - Cold Drinks (34°F)
  - Deli/Snacks (37°F)
  - Wine/Party Dishes (41°F)
- Drawer Divider
- High Efficiency LED Lighting

**Freezer: 9.0 cu. ft.**

- Ice Maker in Freezer (Cubed Ice)
- Ice Bucket with Scoop
- Produces up to 2.6 lbs ice/day; stores up to 4.6 lbs
- High Efficiency LED Lighting

### Accessories

Water Filter: HAF-QIN

### Warranty

One (1) Year Parts and Labor on Refrigerator  
Five (5) Years Parts and Labor on Sealed Refrigeration System Only\*  
Ten (10) Years Parts and Five (5) Years Labor on Digital Inverter Compressor

\*Compressor, evaporator, condenser, drier and connecting tubing.

### Product Dimensions & Weight

Dimensions (WxHxD with hinges and doors):

35 3/4" x 70" x 34 1/4"

Dimensions (WxHxD without hinges and doors):

35 3/4" x 68 7/8" x 29 3/8"

Weight: 324.1 lbs

### Shipping Dimensions & Weight (WxHxD)

Dimensions: 37 11/16" x 75 3/8" x 36"

Weight: 332.9 lbs

### Color

Fingerprint Resistant  
Stainless Steel

### Model #

RF70F29DER

### UPC Code

887276954509

### Bespoke Panel Color Selection

Stainless Steel, Charcoal Glass, Matte Black Steel, White Glass, Morning Blue Glass

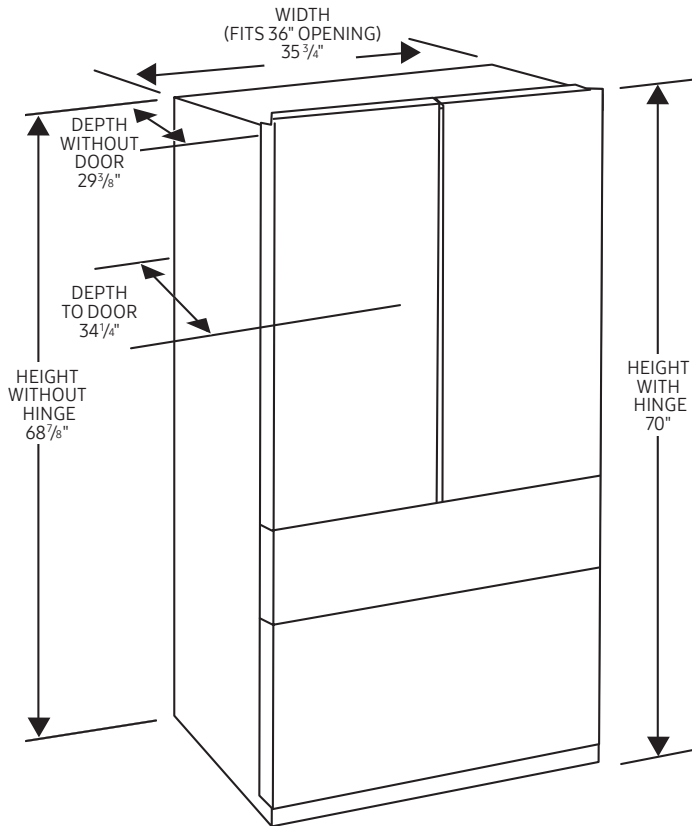
# 29 cu. ft. 4-Door French Door Refrigerator

# SAMSUNG

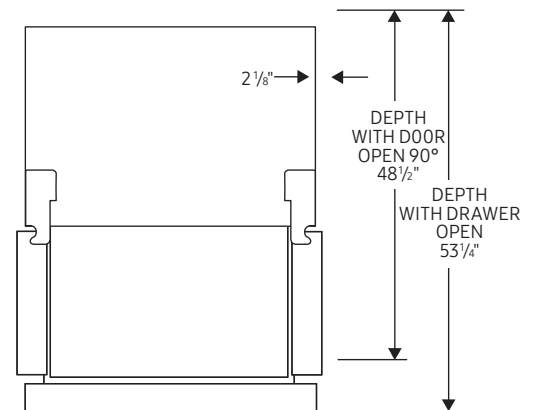
## MODEL RF70F29DER DIMENSIONS

### Be sure your new fridge will fit

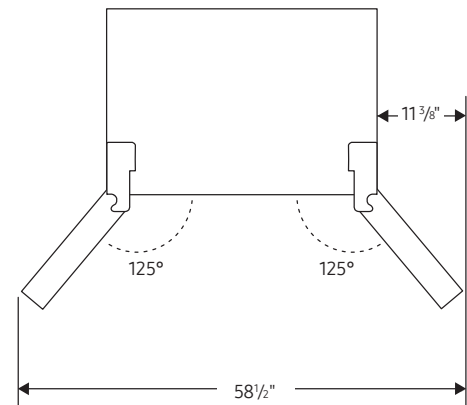
Don't wait until delivery to be sure your new refrigerator will fit – both in your kitchen and through all doorways. This guide includes all pertinent measurements and clearances so you can buy with confidence.



TOP OF REFRIGERATOR WITH DRAWER OPEN AND DOORS OPEN 90°



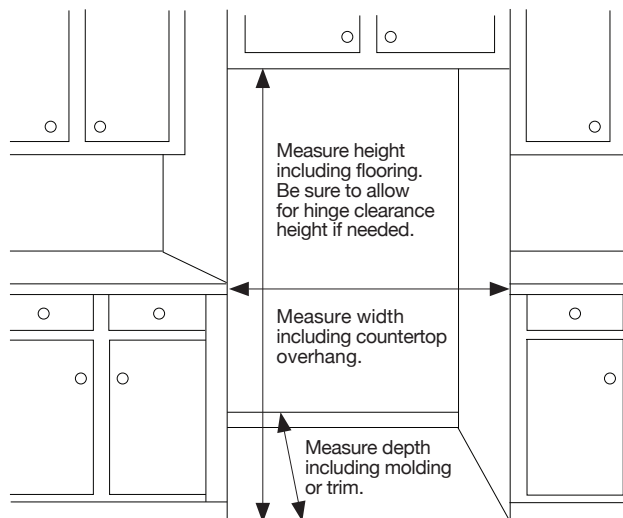
TOP OF REFRIGERATOR WITH DOORS OPEN 125°



NOTE: Please allow 3 3/4" of clearance when installing along a wall.

### Standard-Depth Refrigerator

Standard-depth refrigerators typically measure 30 to 35 inches in depth, as opposed to counter-depth refrigerators that sit flush with cabinetry.



### Installation clearances

- ✓ Allow 3 3/4" of clearance when installing along a wall. This will allow for the door to open 90 degrees without the handle contacting the wall.
- ✓ Allow 2" minimum clearance at rear for proper air circulation and water/electrical connections.
- ✓ Allow a 3/8" minimum clearance at sides and top for ease of installation.

**For optimal usage and ability to open refrigerator doors completely, do not install next to a wall.**

*Please note: The above dimension and cutout information is for planning purposes only. For complete installation details, consult manual packed with product or download manual online at [samsung.com](http://samsung.com).*

### Walk the delivery route

- ✓ Identify the narrowest opening that the appliance will travel through, from outside the home to the location where it will be installed.
- ✓ Appliance depth or width must be smaller than the width of the narrowest opening.