

Skylight Window

Gazing at the blue sky through a skylight in the roof of a house.

Everyone has dreamed of this kind of beauty at least once.

Now, you can enjoy the same experience in your vehicle.



Movement that inspires

A sunroof creates an open feel, improves interior lighting, and provides excellent air circulation and moisture reduction.

How to Use the Sunroof Safely

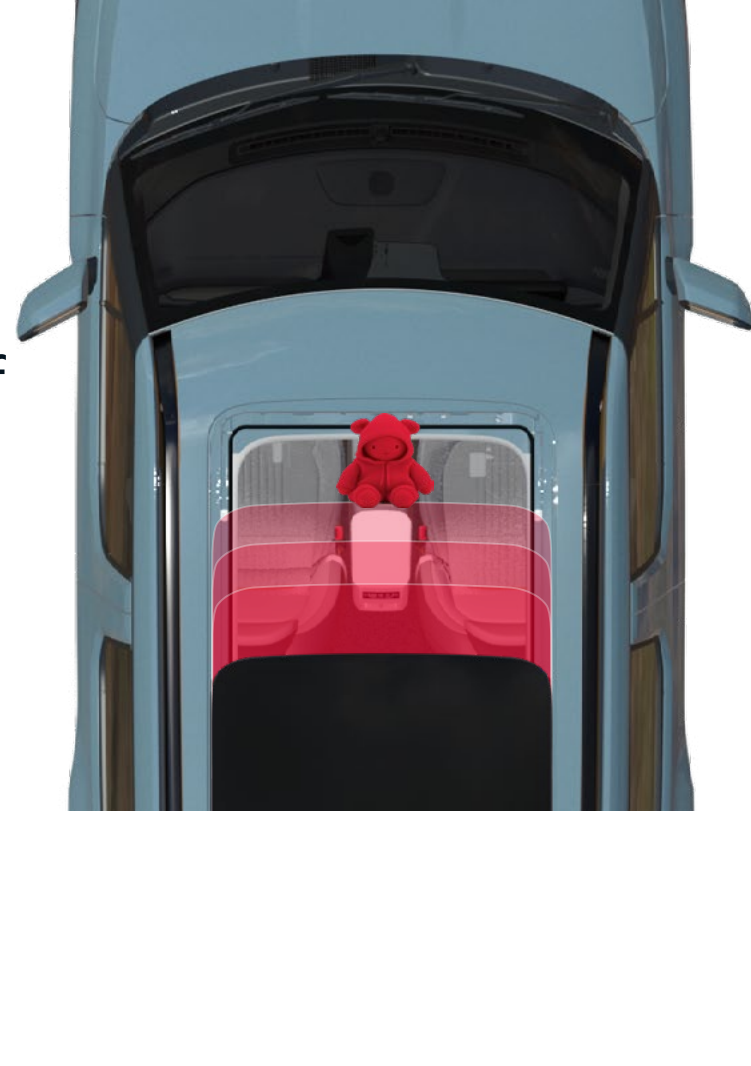
Be careful not to get your head or any part of your body caught in it.

Do not use it if there's a roof rack installed or any luggage loaded on it.


The sunroof features an automatic reversal function.

If it detects resistance whilst closing, the sunroof automatically stops and reopens slightly.

※ Do not test this function deliberately.



How to Reset the Sunroof



If the sunroof is not working properly, try resetting it.

- Step 1.** With the sunroof closed, press and hold the switch forward until you hear a click.
- Step 2.** Press and hold the switch forward again.
- Step 3.** The sunroof will automatically open and close, completing the initialization.

Sunroof Cleaning and Drain Maintenance



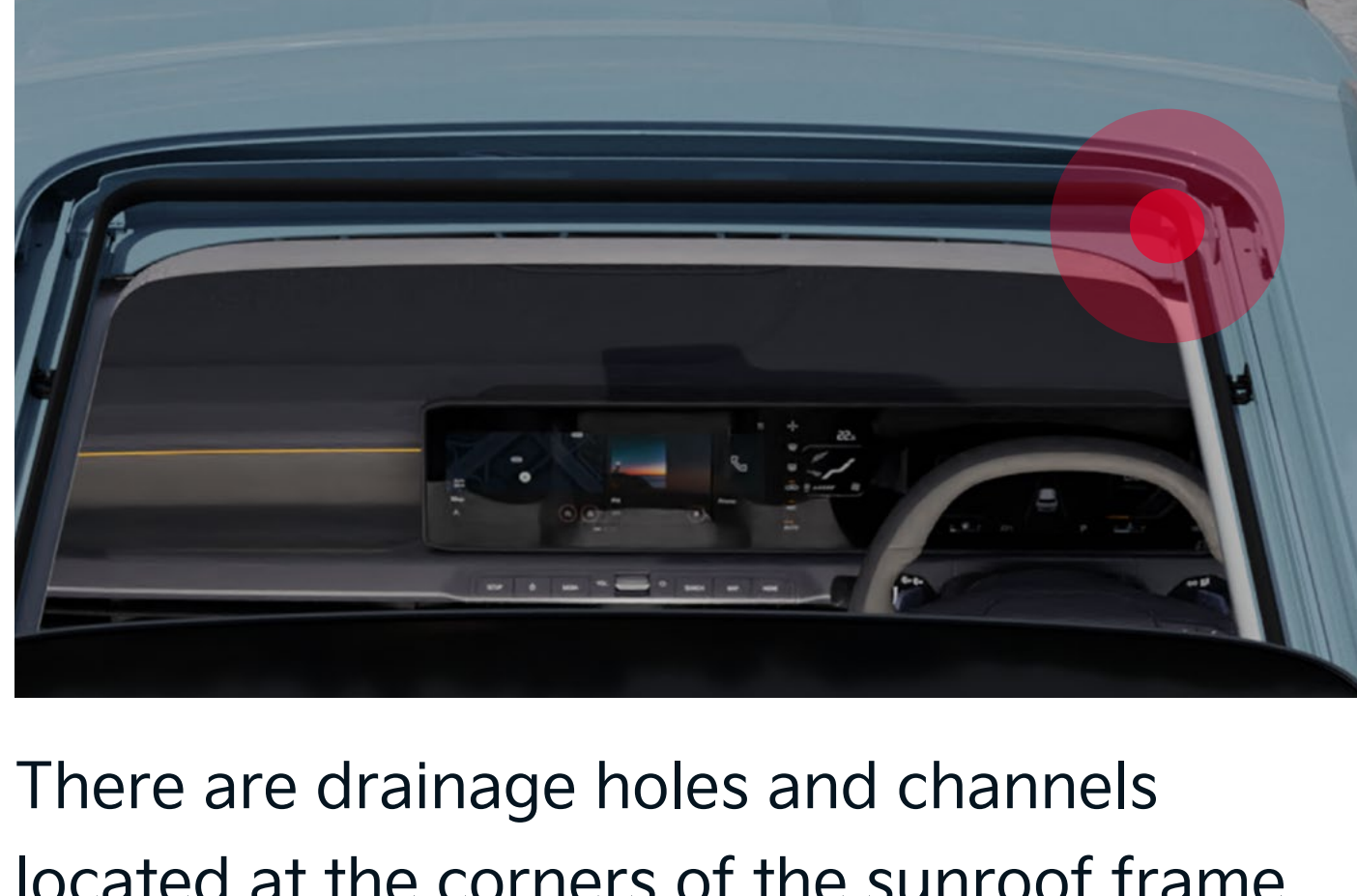
General maintenance

Spray glass cleaner on the sunroof and wipe it with a clean cloth.

To ensure smooth operation and prevent noise, remove any dust from the sunroof rails, between the glass and the roof panel.

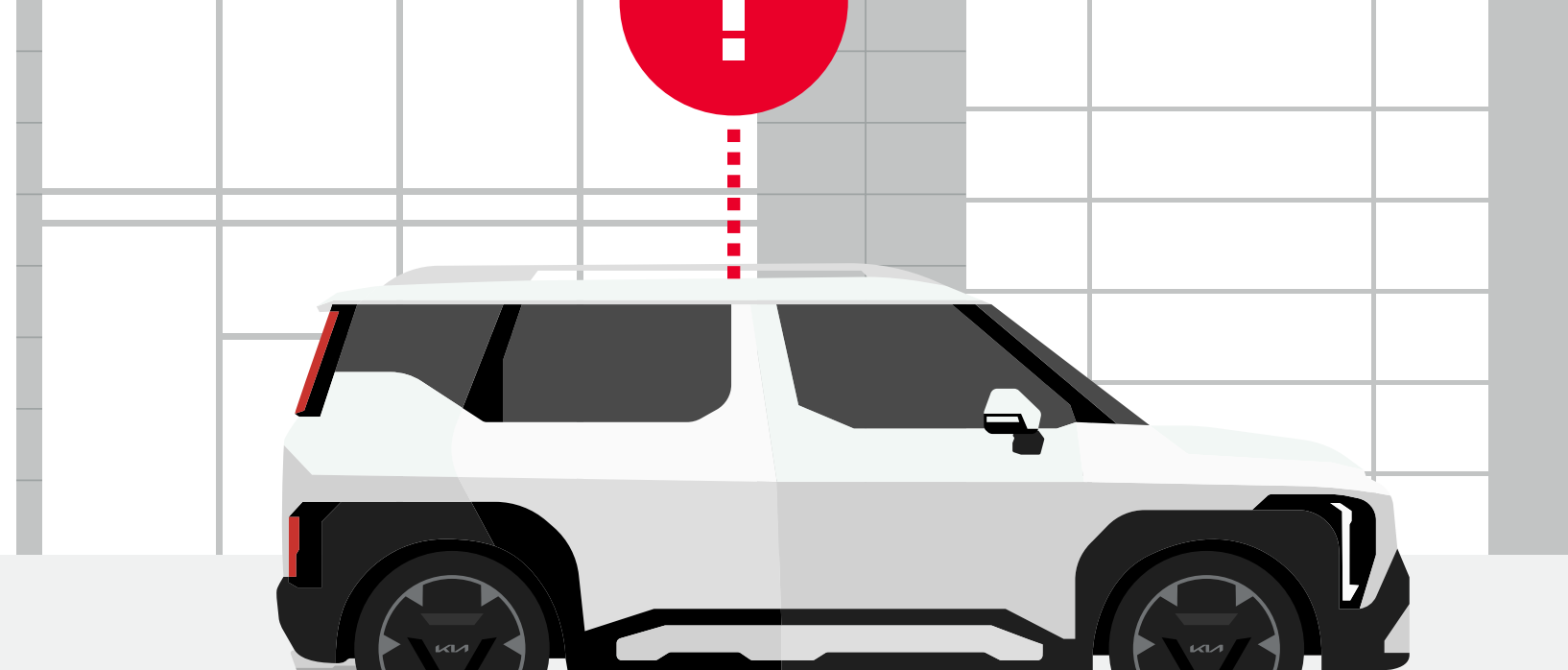


How to Clean the Drains



There are drainage holes and channels located at the corners of the sunroof frame that lead to the lower body of the vehicle. Regularly check the drainage holes for leaves or other debris and clean them thoroughly.

- Step 1.** Open the sunroof and check the locations of the drainage holes.
- Step 2.** Clean them using a pipe cleaner or a flexible tool.
※ Avoid using sharp tools, as they may damage the drain hoses or seals.
- Step 3.** Pour a small amount of clean water into the drainage holes and check that it flows smoothly to the lower body of the vehicle.



If you hear unusual sounds when operating the sunroof, if it doesn't open or close smoothly, or if water leaks after cleaning, please visit your authorised Kia dealer.

With regular inspections, you can keep your sunroof in optimal condition for years to come.