

TP5000 Si Range

Electronic Programmable Thermostats now with **additional features**

- Mains Powered Versions
- Service Interval Function
- Factory Set Clock
- Automatic BST/GMT Time Change
- Stylish modern design
- Large easy to read LCD display
- Easy to programme and operate
- Available in hard-wired, wireless and remote sensor versions
- Battery powered versions for ease of installation
- Many additional advanced features



TP5000 Si Range

Electronic Programmable Thermostats

The TP5000 Si is an easy to install-and-use 5/2 day programmable room thermostat which offers up to six time and temperature changes each day with different programmes for weekdays and weekends. However the TP5000 Si goes far beyond this. Mains or battery powered for ease of installation, the TP5000 Si has a large, easy-to-read LCD display. It is easy to programme and operate because of a built-in switching programme that the user can easily change to suit individual heating requirements. The TP5000 Si is also available in battery powered, hard-wired and wireless (RF) versions. A big plus with the TP5000 Si is that it incorporates a real time clock and calendar function which eliminates the need for time-setting and BST/GMT time changes. Time and date are factory-set making time setting or adjustment unnecessary.

Chrono-proportional control is the standard setting for the TP5000 Si but advanced conventional ON/OFF control is an installer-set option. This modulating control mode uses a cycling pattern within which boiler on/off percentages are varied to satisfy heating requirements.

Chrono-proportional cycling rates of 3, 6, 9 or 12 per hour can be selected.


Service Interval function

The optional Service Interval function incorporated into the TP5000 Si helps landlords meet the boiler servicing requirements of Gas Safety Regulation 36. The unit provides audible and visual warnings from 28 days before servicing is due and ultimately reduces the heating output should the due date pass. Full heating operation can only be restored by an authorised installer.

Other features

Some other features of the TP5000 Si are:

- Mains, battery-powered hard-wired and RF versions.
- Selectable 6, 4 or 2 events per day.
- Programmable remote sensor inputs including remote room sensing, limit sensing for floor



TP5000-RF Si & RX1 Receiver
087N791400

heating applications and tele-switch or window switch sensing.

- Selectable operating modes 5/2 day, 24 hour or A/B block programming.
- Fixed time, delayed start or optimum start options.
- All user settings, including overrides, stored in non-volatile memory independent of battery state.
- Thermostat mode and frost protection.

| Hard-wired versions | TP5000 Si | TP5000A Si | TP5000M Si | TP5000MA Si ⁽³⁾⁽⁴⁾ |
|--|---|---------------|------------------------------|-------------------------------|
| Code No. | 087N791000 | 087N791100 | 087N791700 | 087N791800 |
| Wireless versions | TP5000-RF Si | TP5000A-RF Si | - | - |
| Code No. without receiver | 087N791200 | 087N791300 | - | - |
| Code No. for set c/w single channel receiver | 087N791400 | - | - | - |
| Programmable 5/2 day operation | • | • | • | • |
| Number of events per day | 6, 4 or 2 | | 6, 4 or 2 | |
| Temperature range | Off, 5-30°C | | Off, 5-30°C | |
| Clock display | 24 hour | 24 hour | 24 hour | 24 hour |
| Factory pre-set programmes | Yes | | Yes | |
| Room temperature override | Yes | Adjustable | Yes | Adjustable |
| Display time or temperature option | Yes | | Yes | |
| Thermostat mode & frost protection | Yes | | Yes | |
| Weekend into weekday override | Yes | | Yes | |
| Chrono-proportional or on/off control option | Yes | | Yes | |
| Power supply, thermostats | 2 x AA/MN1500/LR6 alkaline batteries ⁽¹⁾ | | 230Vac, 50Hz | |
| Maximum ambient temperature | 45°C | | 45°C | |
| Contact type and rating (hard-wired models) | 10-230 Vac, 3(1)A | | 10-230 Vac, 3(1)A | |
| Transmitter/receiver frequency (RF models) | 433.92 MHz | | - | - |
| Transmitter range (RF models) | 30 metres max. ⁽²⁾ | | - | - |
| Dimensions (mm) | 110 wide x 88 high x 28 deep | | 110 wide x 88 high x 28 deep | |

Notes:

(1) Memory is retained for life of the product in non-volatile memory.

(2) Please ensure there are no large metal objects between thermostat and receiver as these will interfere with radio signal.

(3) Can be configured by installer for remote temperature sensor, limit sensor, window contact or telephone activated switch contact.

(4) Remote sensor is supplied as an accessory, if remote room sensor is required order TS2 sensor, code 087N681100

| Receivers (RF models) | RX-1 | RX-2 | RX-2C | RX-3 |
|---------------------------------|------------------------------|----------------|------------|----------------|
| Code No. | 087N747600 | 087N747700 | 087N747900 | 087N747800 |
| Number of zones receiver covers | 1 | 2 | 2 | 3 |
| Power supply (receivers) | 230 Vac, ±15%, 50/60 Hz | | | |
| Contact details | 1-SPDT | 1-SPDT, 1-SPST | 2-SPDT | 1-SPDT, 2-SPST |
| Contact rating | 10-230 Vac, 3(1)A | | | |
| Dimensions (mm) | 138 wide x 88 high x 32 deep | | | |

TP5000 Si Range

Fit Chrono Proportional Controls and save costs

If a property has a mechanical thermostat installed, then the energy-saving benefits of a replacement high-efficiency condensing boiler will not be realised as the boiler will rarely be running in condensing mode. Switching to an on/off electronic room thermostat produces reductions of over 2% in both energy cost and carbon emissions.

Use of an electronic thermostat with chrono-proportional capability provides closer temperature control plus possible reductions of 10% in both fuel cost and carbon emissions (see fig.1). These results are from tests using Danfoss controls. Tests carried out with other manufacturers' on/off controls produced similar figures.

With a condensing gas boiler Chrono-6 also has the benefit of ensuring the boiler remains in condensing mode more often than might be achieved with a more basic on/off mode of operation. This occurs due to the faster reaction rate ensuring the returned water maintains the boiler in condensing mode over more of it's operating cycle, even at low heat loads.

With slower reacting controls the water can cool in the system too much and hence require

full circulation before the condensing cycle is functional and with a low load this might actually not occur, hence a condensing boiler might only give the performance on a non-condensing type when in low load with a slow control.

Energy Savings

In tests at Danfoss Randall we have observed energy savings of over 10% on a weekend profile and over 6% on a week-day (2-heating period or "bi-modal") profile when running a system with a chrono-proportional control rather than a mechanical thermostat.

Conclusions

Changing the boiler alone from non-condensing to condensing in a domestic central heating system will not necessarily optimise potential energy and carbon emission savings. An electronic room temperature control, preferably with chrono-proportional capability, is often needed to make the cost of replacing the boiler worthwhile.

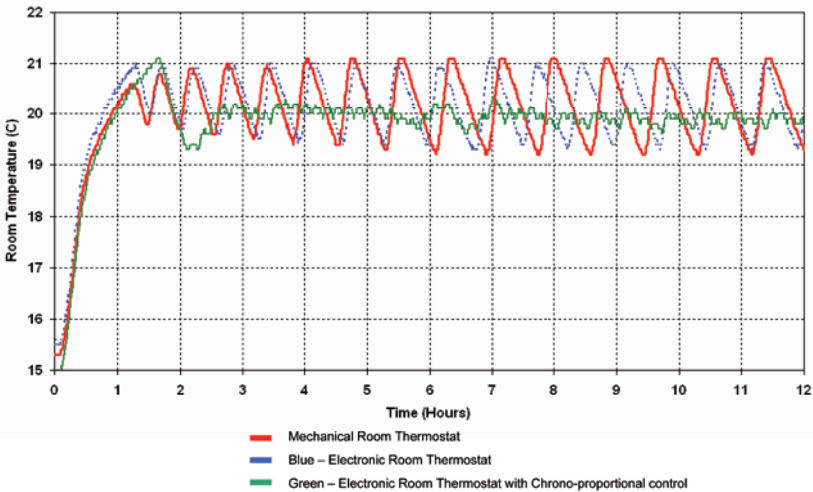
Source: Danfoss Randall Ltd. test laboratory 2007

Figure 1

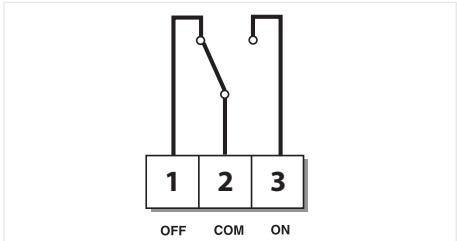
| Control | Energy Cost (£) | Energy Saving (%) | Carbon Emissions (kg CO ²) | Carbon Saving (%) |
|----------------------|-----------------|-------------------|--|-------------------|
| Mechanical On/Off | 2.39 | - | 13.56 | - |
| Electronic On/Off | 2.34 | 2.10 | 13.25 | 2.31 |
| Chrono- Proportional | 2.14 | 10.35 | 12.11 | 10.71 |

Impact of Control Technology on Condensing Boilers

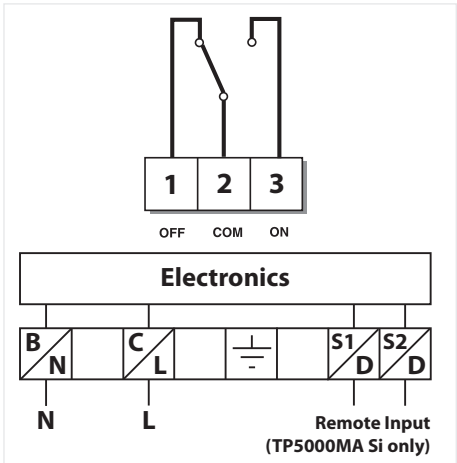
Standard A-Rated Condensing Boiler



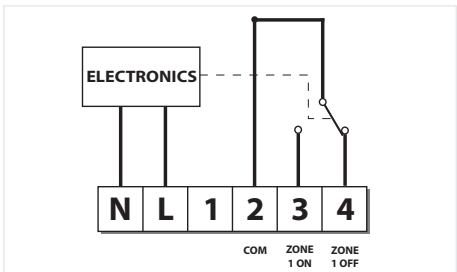
Wiring Details



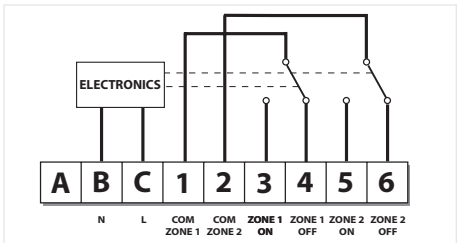
TP5000 Si



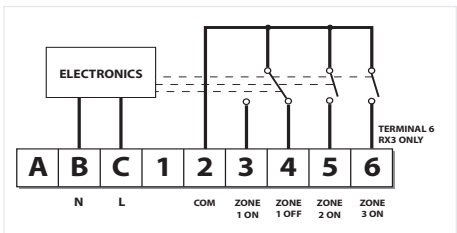
TP5000M Si



RX1



RX2-C



RX2 and RX3

| Product Range | Type | Part No. | Quantity |
|--|----------------|----------|----------|
| Product Selection Guide | Catalogue | 028 | |
| Wireless Control Packs | Catalogue | 662 | |
| Underfloor Heating Product & System Guide | Catalogue | 438 | |
| RA2000 Commercial Radiator Thermostats | Catalogue | 410 | |
| Radiator Thermostats | | | |
| RAS-C ² Revolver Radiator Thermostats, incl. push-fit versions | Sales Leaflet* | 250 | |
| RAS-D ² Domestic Revolver Radiator Thermostats, incl. push-fit versions | Sales Leaflet* | 336 | |
| RA2000 Commercial Radiator Sensors | Datasheet | VDVBE122 | |
| RA Plus Programmable Radiator Thermostats | Datasheet | VD53P102 | |
| RA-FN, RA-G Commercial Valve Bodies | Datasheet | VD51Q102 | |
| RA-N Commercial Valve Bodies | Datasheet | VD51G802 | |
| RLV-D Domestic Lockshield Valves, including push-fit versions | Datasheet | VD35E202 | |
| RLV Commercial Lockshield Valves | Datasheet | VD35D102 | |
| H Pieces & Sensors | Datasheet | VD35C102 | |
| Bathroom Solutions - RA-URX Towel Rail | Sales Leaflet | 580 | |
| Bathroom Solutions - RA-URX Towel Rail | Datasheet | VD31B102 | |
| Replacement Sensors RA-V & RA-VL | Datasheet | VDULY102 | |
| Time Controls | | | |
| Time Controls - TS715 Si, CP715 Si & FP715 Si | Sales Leaflet | 334 | |
| Time Controls, Compatibility Guide | Sales Leaflet | 196 | |
| TS975 & FP975 Replacement Time Controls | Datasheet | 208 | |
| GP Time Controls - 102, 102E5, 102E7, 103, 103E5 & 103E7 | Sales Leaflet | 582 | |
| Set Range - SET1E, SET2E, SET3E & SET3M | Sales Leaflet | 188 | |
| Programmiers - 3020P, 3060 & 4033 | Datasheet | 040 | |
| Commercial Time Controls | Sales Leaflet | 606 | |
| Electric Thermostats | | | |
| TP4000 Programmable Room Thermostat | Sales Leaflet | 238 | |
| TP5000 Si including RF versions | Sales Leaflet* | 296 | |
| TP7000 Programmable Room Thermostats | Sales Leaflet* | 594 | |
| HC6000 Heat/Cool Thermostats | Sales Leaflet* | 596 | |
| TP9 Programmable Thermostat with Hot Water Time Control | Datasheet | 318 | |
| Programmable Hot Water Thermostat - WP75RF | Sales Leaflet* | 282 | |
| RMT/RET Room Thermostats | Sales Leaflet* | 584 | |
| RET Electronic Room Thermostats with Function Switches | Sales Leaflet* | 592 | |
| RET230 HC & HCW Heat/Cool Thermostats | Datasheet | 660 | |
| Battery Room Thermostats RET B plus RF versions | Sales Leaflet* | 588 | |
| RET-MD & RET-M Room Thermostats | Sales Leaflet* | 590 | |
| Cylinder, Pipe & Frost Thermostats - ATC, ATP, ATF & RET230F | Datasheet | 374 | |
| Immersion Thermostats - ITC, ITL & ITD | Datasheet | 374 | |
| Underfloor Heating Controls | | | |
| Underfloor Heating Product & System Guide | Catalogue | 438 | |
| Electric Underfloor Heating Mat | Sales Leaflet* | 628 | |
| FH-WC Hard Wired Zone Control | Datasheet | 620 | |
| FH-BU Wireless Zone Control | Datasheet | 622 | |
| FHV Valves for Underfloor Heating | Sales Leaflet* | 476 | |
| Thermal Actuators TWA | Datasheet | VDSAP112 | |
| Motorised Valves & Other Controls | | | |
| Control Packs | Sales Leaflet* | 120 | |
| Wiring Centre WC4B | Instructions | 39917 | |
| Wireless Controls Packs WP75-RF | Datasheet | 408 | |
| H Series Motorised Valves | Sales Leaflet* | 192 | |
| Domestic Bypass Valves AVDO | Datasheet | 062 | |
| Domestic Bypass Valves ARV22 | Datasheet | 380 | |
| Thermal Actuators TWA | Datasheet | VDSAP112 | |
| AB-QM Balancing Valves | Datasheet | VDA2W112 | |
| AB-QM Balancing Valves | Sales Leaflet | VBA2Z102 | |
| Thermostatic Cylinder Controls RAVI | Datasheet | 240 | |
| Climate Control Range - FEK, FEV & FED | Catalogue | 346 | |



To obtain copies of individual product sales leaflets and datasheets please photocopy this page and complete your personal details and the literature quantities you require and fax this form to

Company Name:

Address

Postcode

Contact Name

* Denotes that datasheets are also available.
Please use the space below to indicate which
datasheet you would like to order.

[illegible]

Ampthill Road, Bedford, MK42 9ER, Tel: 01234 364621, Email: ukheating@danfoss.com, Web: www.heating.danfoss.co.uk