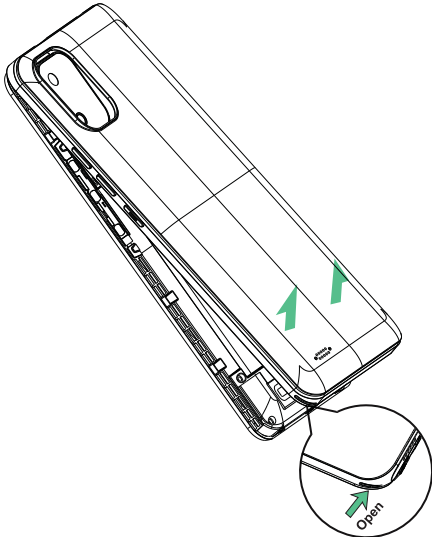
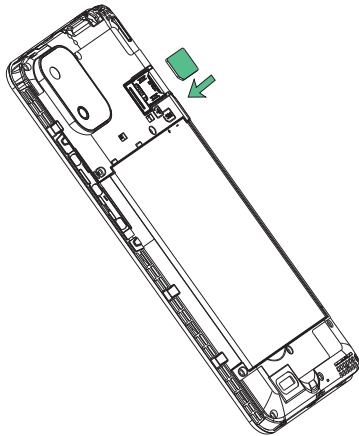


M5503-vortex-ZG55说明书折页



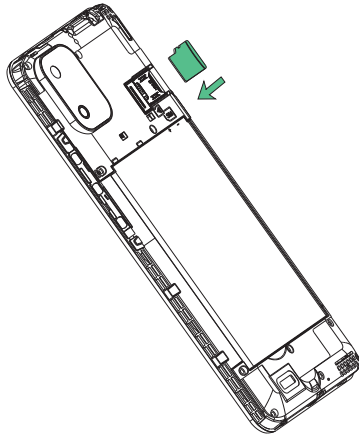
EN Remove battery cover

1



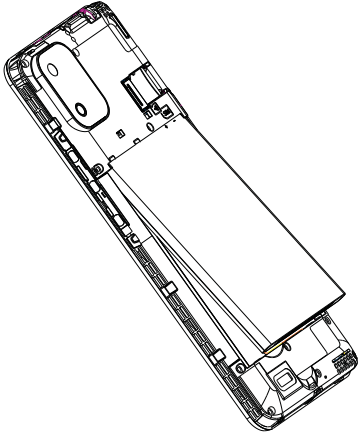
EN Insert SIM card

2



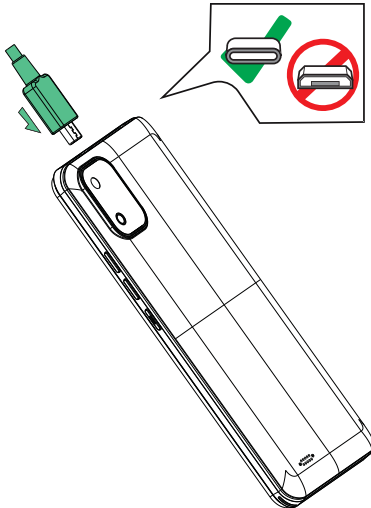
EN Insert Micro SD card

3



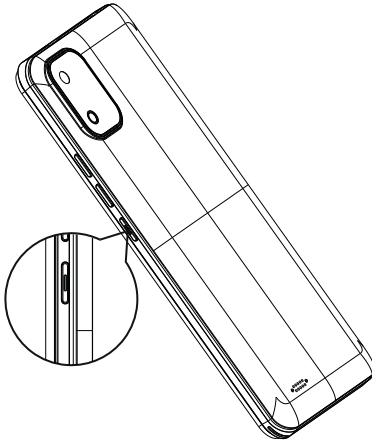
EN Insert battery

4



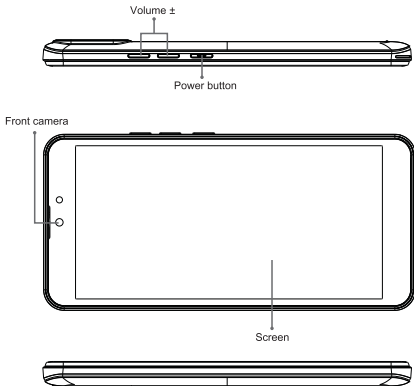
EN Insert Type-C cable to charge

5



EN Power on and run initial setup

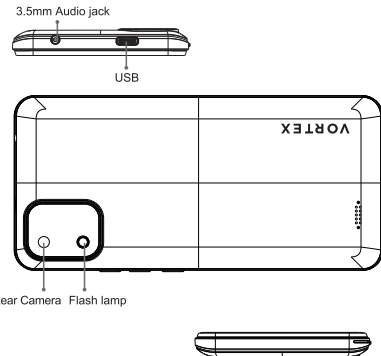
6



PRODUCT HEX-VISION IMAGE

VOLUME BUTTON:  
Short press to adjust the volume or to mute incoming calls.


7







PRODUCT HEX-VISION IMAGE

3.5mm Audio jack  
USB  
Rear Camera Flash lamp

8





MAKE & ANSWER A CALL

1. From the Home screen, touch    
2. Touch to  show the dial pad   
3. Dial a number, then touch to initiate the call.   
Answer a call. Drag  to the right, Decline a call  Drag to the left

VOLUME CONTROL WHEN CALLING

Volume key is at the left side of the phone. During a conversation, you can press the volume key to tune the sound volume

SEND A TEXT

1. From the Home screen, touch    
2. Tap Start Chat   
3. Touch the "To" field, then enter a recipient.   
4. Touch the Text message field to enter the message content   
5.Touch  Send the message

ADDING EMAIL ACCOUNTS

The first time you open Gmail, you will be prompted to set up an email account. You can configure Gmail or other email account to send and receive email.To add an email account:   
1.Tap the Gmail icon. In Your account interface, tap Add an email address   
2.Input email address and password ,follow the set up steps to finish add an e-mail account

Multimedia

You can watch video files saved in the phone storage/SD card through the Photos .   
In the main menu, touch the Photos icon to open the list of files .   
Touch the video to play.

9

Music

When you copy music to phone storage/SD card, the YT Music searches for music files and builds a catalog of your music, based on information about each file that is stored in the file itself

Main screen

Main screen can be placed on the most commonly used applications, you can also display daily information such as the time, the weather (need third-party applications),date, etc

Wi-Fi

To browse the web, you need switch on Data connection , If there Is Wi-Fi around,you can switch on Wi-Fi to use it browse the web Some may need password

Camera

Your camera pictures and videos can be stored in handset or SD card, You can copy pictures and videos from the handset or SD card to a PC

Notification

Notification icons inform you of new messages and events When you receive a notification ,It's icon appears in the status bar ,along with a summary that appears only briefly

Photos

You can use Photos to view pictures that you've taken with Camera ,downloaded, or copied to your SD card or phone storage, You can perform basic editing tasks on pictures and set them as your wallpaper or contact picture. You can also share your pictures with friends, viaemail or Messaging ,or by uploading them to the Photos and YouTube web sites.

10

SPECIFICATIONS

Model ZG55  
OS Powered by Android™13 (Go edition)  
CPU Quad Core Processor  
RAM 3GB  
ROM 32GB  
Battery 2500mAh

Display

Screen 5.5"FWVGA+ SCREEN  
Resolution 480\*960 Pixels  
Touch Capacitive multi-touch

Cameras

Front Camera 5MP  
Rear Camera 5MP

Connection (I/O)

Band GSM:850/900/1800/1900MHz  
WCDMA:B24/5  
LTE:B2/4/5/12/13/25/26/66/71/B41(HPUE)  
SIM/TF card:nano+TF card  
WiFi IEEE802.11 b/g/n  
Bluetooth V4.2  
GNSS GPS  
FM Yes  
Earphone Port 3.5mm  
USB port Type-C USB

In the box

1\*Phone  
1\*USB-Type-C Cable  
1\*Power Adapter  
1\*User Manual  
1\*Protective case

11

FCC Warning

15.19.Labeling requirements.  
This device complies with part 15 of the FCC Rules. Operation is subject to the following two conditions: (1) This device may not cause harmful interference, and (2) this device must accept any interference received, including interference that may cause undesired operation.

15.21.Information to user.  
Any Changes or modifications not expressly approved by the party responsible for compliance could void the user's authority to operate the equipment.

15.105.Information to the user.  
Note: This equipment has been tested and found to comply with the limits for a Class B digital device, pursuant to part 15 of the FCC Rules. These limits are designed to provide reasonable protection against harmful interference in a residential installation. This equipment generates uses and can radiate radio frequency energy and, if not installed and used in accordance with the instructions, may cause harmful interference to radio communications. However, there is no guarantee that interference will not occur in a particular installation. If this equipment does cause harmful interference to radio or television reception, which can be determined by turning the equipment off and on, the user is encouraged to try to correct the interference by one or more of the following measures:  
-Reorient or relocate the receiving antenna.  
-Increase the separation between the equipment and receiver.  
-Connect the equipment into an outlet on a circuit different from that to which the receiver is connected.  
-Consult the dealer or an experienced radio/TV technician for help.

Absorption Rate (SAR) information:This device meets the government's requirements  
This device meets the government's requirements for exposure to radio waves. The guidelines are based on standards that were developed by independent scientific organizations through periodic and thorough evluc ation of scientific studies. The standards include a substantial safety margin designed to assure the safety of all persons regardless of age or health.  
FCC RF Exposure Information and Statement.  
The SAR limit of USA (FCC) is 1.6 W/kg averaged over one gram of tissue. This device was tested for typical body-worn operations with the back of the device kept 10mm from the body. To maintain compliance with FCC RF exposure requirements, use accessories that maintain a appropriate separation distance between the user's body and the back of the device. The use of belt clips, holsters and similar accessories should not contain metallic components in its assembly. The use of accessories that donot satisfy these requirements may not comply with FCC RF exposure requirements, and should be avoided. Use only the supplied or an approved antenna.

12

Safety Statement

Pour un fonctionnement porté sur le corps, ce modèle de téléphone a été testé et répond aux directives d'exposition RF FCC/ISEDc lorsqu'il est utilisé avec un accessoire conçu pour ce produit ou lorsqu'il est utilisé avec un accessoire qui ne contient pas de métal et qui positionne le combiné à au moins 10 mm du corps. Le non-respect des restrictions ci-dessus peut entraîner une violation des directives d'exposition aux RF.

For body-worn operation, this device has been tested and meets the FCC/ISEDc RF exposure guidelines when used with a leather case. The users must use this leather case. Use of other leather case may not ensure compliance with FCC/ISEDc RF exposure guidelines.

Pour un fonctionnement porté sur le corps, cet appareil a été testé et répond aux directives d'exposition RF FCC/ISEDc lorsqu'il est utilisé avec un étui en cuir. Les utilisateurs doivent utiliser cet étui en cuir. L'utilisation d'un autre étui en cuir peut ne pas garantir la conformité aux directives d'exposition aux RF de la FCC/ISEDc.

In all EU member states, operation of 5150-5250 MHz is restricted to indoor use only.

Android is a trademark of Google LLC  
Made in China

13