



## SECTION 3

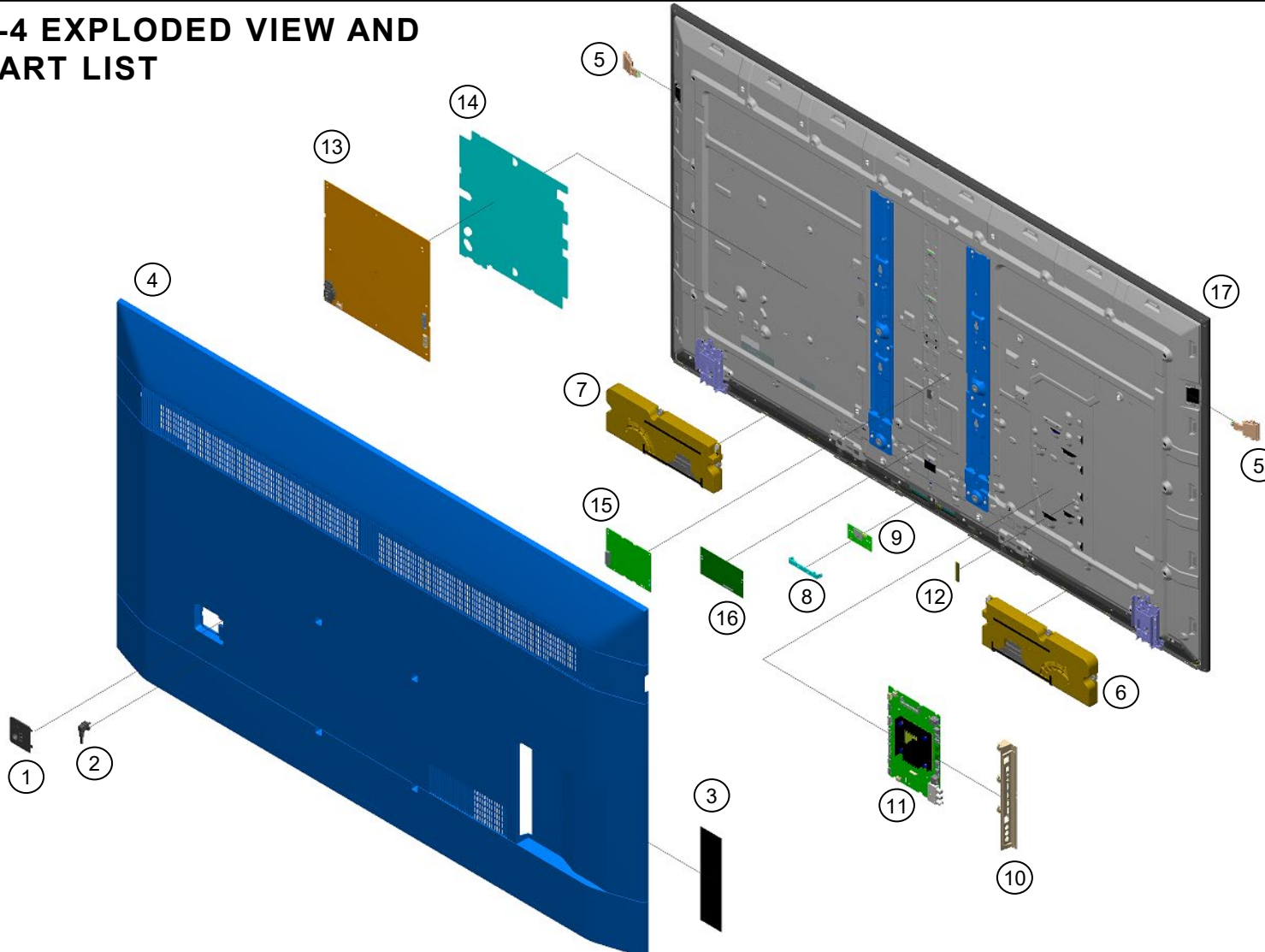
### KD-75X9\*H / FW-75BZ40H

**Sony CONFIDENTIAL**  
For Authorized Servicer

- Place the TV set facing downwards on a stable, level surface before disassembly and assembly of parts.
-  and shaded parts are critical for safety. Replace only with part number specified.
-  Parts contain confidential information. Strictly follow the instruction whenever the components are repaired and/or replaced.

- \ (\*) Parts are not stocked since they are seldom required for routine service. Some delays should be anticipated when ordering these components.
- \ Picture provided in this section might have slight difference from the actual sets.
- \ The reference number beside the part indicates the disassembly sequence.
- \ Remove screws before disassembly. Unplug connectors before disassembly

### 3-4 EXPLODED VIEW AND PART LIST



#### Stand



## SMART CORE

### PART LIST

