


JANOME BULLETIN

Part No.
[202-538-004]

Left Bi-Level Foot



This foot enables sewing at a constant width from the fold of the fabric. It guides your top stitching and edge stitching perfectly. Thick materials (e.g. wool, denim, tweed) can be finished beautifully.

For


7mm max.
stitch width models



Point 01

Easy-to-use foot with guide and guidelines


By aligning the needle drop position with any of the 3 guidelines, it is possible to sew 1.5, 5.0 or 8.5mm from the edge of the fold.



Guide




Guidelines



Point 02

You can sew in the position you want

This foot has a wide needle drop hole (the same size as the standard foot) and supports needle positions from 0.0 to 7.0, so you can sew with your favorite needle position.



Point 03

Can be used for sewing decorative stitches

You can also enjoy creating many pieces of work with decorative stitches.
*We recommend test sewing in advance.



Tips

How to attach this foot to the foot holder

While holding the foot and raising the tip slightly, lower the presser foot lever slowly to fit the groove of the foot holder with the pin of the foot.

