

Features

- Single handle controls both on/off activation and temperature settings.
- ADA-compliant ergonomic handle.
- Coordinates with other products in the Avid collection.

Material

- Premium material construction with metal handle ensures reliability and durability.
- KOHLER finishes resist corrosion and tarnishing.

Installation

- Wall-mount.

Required Products/Accessories

- K-2971-KS 3/4" Pressure-balancing Valve
or
K-304-CS Pressure-balancing Valve With Stops
or
K-304-CX Pressure-balancing Valve Less Stops
or
K-304-K Pressure-balancing Valve Less Stops
or
K-304-KS Pressure-balancing Valve With Stops
or
K-304-PS Pressure-balancing Valve With Stops
or
K-304-PX Pressure-balancing Valve Less Steps
or
K-304-US Pressure-balancing Valve With Stops
or
K-304-UX Pressure-balancing Valve Less Stops
or
K-8304-K Valve Body & Cartridge Kit Complete
or
K-8304-KS Valve Body & Cartridge Kit Complete
or
K-8304-PS Valve Body & Cartridge Kit Complete
or
K-8304-PX Valve Body & Cartridge Kit Complete
or
K-8304-US Valve Body & Cartridge Kit Complete
or
K-8304-UX Valve Body & Cartridge Kit Complete
or
K-8300-K Valve Body Rough-In
K-8305 Pressure Balance Cartridge
or
K-8300-KS Valve Body Rough-In
K-8305 Pressure Balance Cartridge
or
K-8300-PX Valve Body Rough-In



ADA	CSA B651	OBC
------------	-----------------	------------

Codes/Standards





ASME A112.18.1/CSA B125.1
DOE - Energy Policy Act 1992
ADA
ICC/ANSI A117.1
CSA B651
OBC

KOHLER® Faucet Lifetime Limited Warranty

See website for detailed warranty information.

Available Colors/Finishes

Color tiles intended for reference only.

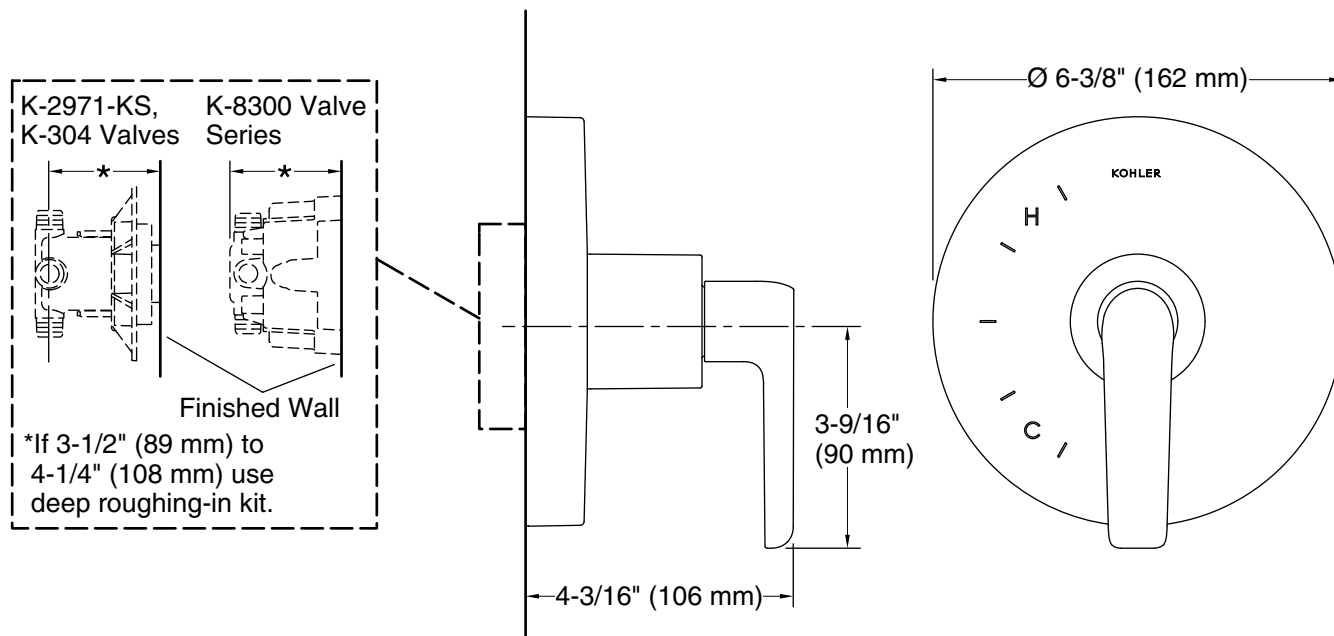
Color	Code	Description
	CP	Polished Chrome
	BN	Vibrant® Brushed Nickel
	BL	Matte Black
	2MB	Vibrant® Brushed Moderne Brass

1-800-4KOHLER (1-800-456-4537)

Kohler Co. reserves the right to make revisions without notice to product specifications.

For the most current Specification Sheet, go to www.kohler.com.

THE BOLD LOOK
OF **KOHLER®**



Technical Information

All product dimensions are nominal.

Drain included: No

Handshower:

Rated maximum flow: 2.5 gal/min (9.5 l/min)

Pressure: 80 psi (5.5 bar)

Showerhead/Body Spray:

Rated maximum flow: 2.5 gal/min (9.5 l/min)

Pressure: 80 psi (5.5 bar)

Notes

Install this product according to the installation instructions.

NOTICE: Risk of product damage. Long screws, for installing trim, can damage the K-2971-KS valve. Consult the trim installation guide to verify if the thin wall installation kit is needed.

ADA, OBC, CSA B651 compliant when installed to the specific requirements of these regulations.