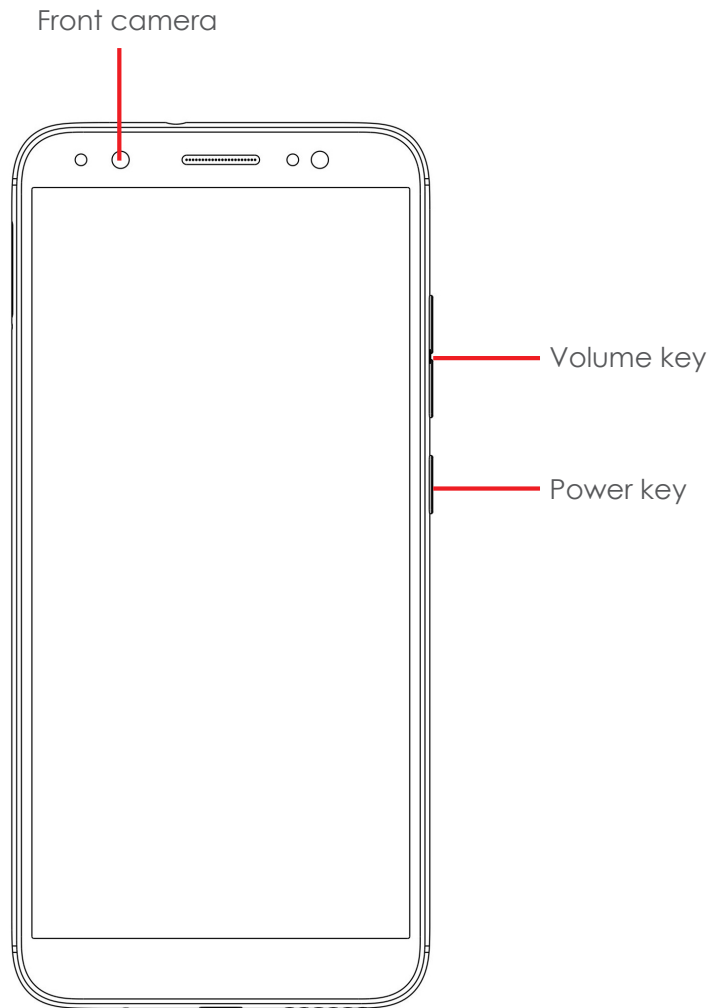


**TECNO**  
mobile

**CAMON**    
User Manual


---

# Know your phone



# SIM/SD card installation

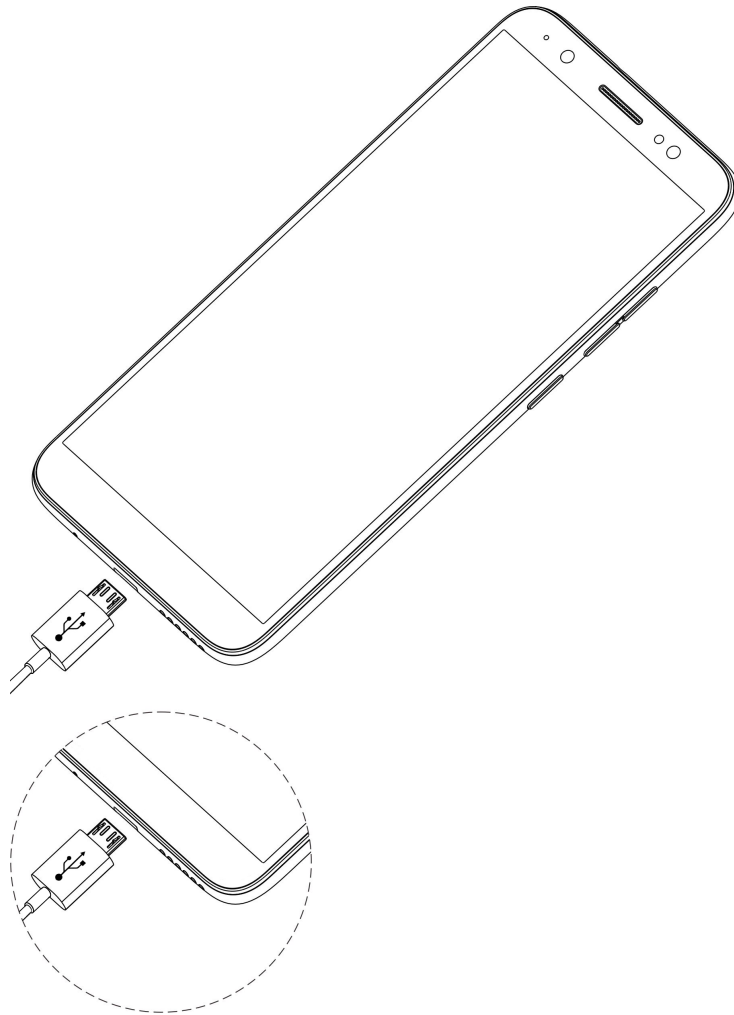
1. Power off mobile
2. Refer to the following picture for SIM / SD card installation.



## Charging the phone

You can charge your device using a charger or by connecting it to the computer using a USB cable (comes with the phone).

1. Please remind the front and back of the plug



2. Use only TECNO charger and cables. Other chargers or cables may damage the device or your device. This will invalidate your phone warranty.
3. Do not expose your phone to extreme temperatures lower than 0°C and higher than 45°C.
4. The physicochemical processes created by chargers impose temperature limits when charging the battery. Your phone automatically protects the batteries in extreme temperatures.

## SAR

The highest SAR value for this mobile phone is  $< 1.6 \text{ W/Kg}$ , in accordance with the requirements of the ICNIRP, which recommended the limit for exposure to radio waves to be  $1.6 \text{ watts/kilogram (W/kg)}$  averaged over 1 gram of human tissue.

Safety precautions:

- a) Use a wireless hands-free system (headphone, headset) with a low power Bluetooth emitter.
- b) Make sure the cell phone has a low SAR.
- c) Keep your calls short or send a text message (SMS) instead. This advice applies especially to children, adolescents and pregnant women.
- d) Use cell phone when the signal quality is good.
- e) People having active medical


implants should preferably keep the cell phone at least 15 cm away from the implant.

## ROHS

We at tecno take our social responsibility seriously and are committed to the cause of saving our environment, it is in keeping with these commitments that we are proud to state that tecno phones are RoHS compliant.



## E-Waste, recycle your phone



The WEEE logo (shown at the left) appears on the product (battery, handset, and charger) to indicate that this product must not be disposed off or dumped with your

other household wastes. You are liable to dispose of all your electronic or electrical waste equipment by relocating over to the specified collection point for recycling of such hazardous waste.

Collection and proper recovery of your electronic waste equipment at the time of disposal will allow us to help preserve the environment. Recycling of the electronic waste equipment will ensure safety of human health and environment.

### **INFORMATION UNDER E-WASTE (MANAGEMENT AND HANDLING) RULES, 2011**

For disposal of e-waste, please call our helpline number or visit our website.

E-waste Helpline number: 18004190525

Website: [www.tecno-mobile.com](http://www.tecno-mobile.com)

## **1.Do's for disposal of product**

- a)Always drop your used electronic products, batteries, and packaging materials after the end of their life in the nearest collection point or collection center
- b)Separate the packaging material according to responsible waste disposal options and sorting for recycling.
- c)The battery can easily be removed from the product for recycling.

## **2.Don't of disposal of equipment**

- a)Never dump E-waste in garbage bins or municipal solid waste stream.
- b)Do not dispose of your product as unsorted municipal waste.
- c)Do not throw used batteries into household waste.
- d)Do not dispose damaged or leaking Lithium Ion (Li-ion) battery with normal household waste.

## **3.Information on the consequences of improper handling, accidental breakage damage and improper recycling of the end of life product.**

- a)If batteries are not properly disposed

of, it can cause harm to human health or the environment.

b)Placing of batteries or devices on or in heating devices, such as microwave ovens, stoves, or radiators and improper disposal of batteries may lead to explosion.

c)If the battery terminals are in contact with metal objects, it may cause a fire.

## Battery recommendations

1. Please put the battery in a well-ventilated place out of direct sunlight.

Charge the battery at room temperature range.

2. If the time span of the battery after charging becomes much shorter than usual, the battery life is at an end.

Replace the battery with a new battery of the same make and specification.

3. Do not discard the battery with household trash. Please ensure you dispose of used battery according to your local environmental laws and guidelines.

4. Use manufacturer approved batteries, chargers, accessories and supplies. We will not be responsible for user's safety when using unapproved batteries or accessories.

## Disclaimers

1. The colors and specifications shown/mentioned in the user manual may differ from the actual product. Images shown are for representation purpose only. Other product logos and company names mentioned herein may be trademarks or trade names of their respective owners.
2. The content of this manual may vary from the actual content displayed in the mobile phone. In such a case, the later shall govern.
3. We keep the right to make modifications to any of the content in this user guide without public announcement or prior notification.
4. For devices with external power supplies, plug socket should be placed in short distance and easily accessible.
5. Using the wrong type of battery replacement may cause a danger of explosion, be sure to follow the instructions disposal of used batteries.

## Copyrights

All rights reserved. Reproduction, transfer, distribution or storage of part or all of the contents in this document in any form without the prior written permission is strictly prohibited.

WARNING:



To prevent possible hearing damage, do not listen at high volume levels of long periods.

Use the device only with the earphones included, never change the earphones included for another one.

**TECNO**  
mobile

---