



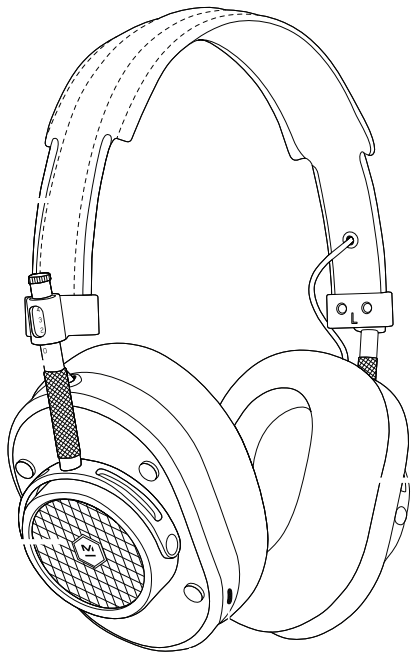
MASTER & DYNAMIC

USER MANUAL - MH40
WIRELESS OVER-EAR HEADPHONES
(2ND GENERATION)

Master & Dynamic is a New York City-based premium audio company with a deep passion for building beautifully crafted, technically sophisticated sound tools. Designed to be modern yet timeless, our products utilize only the finest materials and are engineered to last, creating the perfect balance of aesthetics, strength, comfort, and exceptional sound.

NEVER SOUND THE SAME





OVERVIEW

1. Premium Coated Canvas Headband with Lambskin Interior
2. Replaceable Memory Foam and Lambskin Ear Pads
3. Adjustment Arm
4. USB-C Input Audio and Charging
5. Forged and Machined Aluminum Components Throughout
6. Dual Microphones

SPECS



DIMENSIONS

205mm x 202mm x 71mm



WEIGHT

280g / 9.8oz



BLUETOOTH PROFILE®

Bluetooth® 5.2 with AAC, SBC, and aptX Adaptive up to 24-bit 96kHz and Multipoint Connectivity



IMPEDANCE

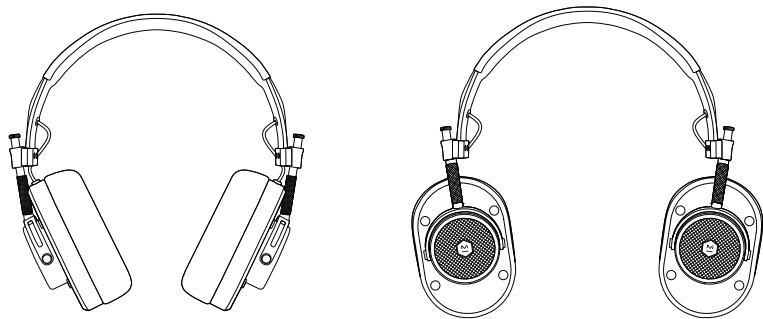
32 Ohms



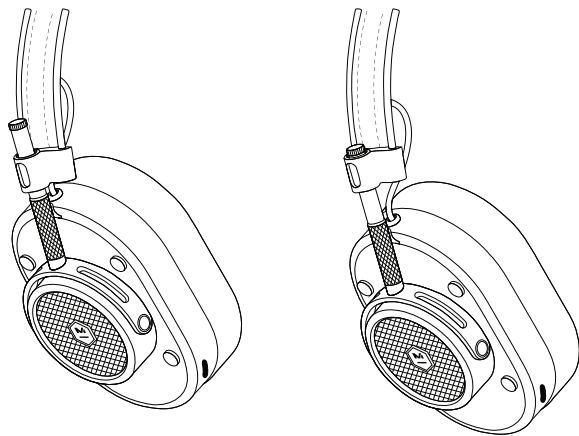
DRIVERS

40mm Titanium High-Performance Drivers

ADJUSTABILITY, FIT AND COMFORT



- Rotates for comfort around neck



- Adjust to find optimal fit.

FUNCTIONS

VOL +

MULTIFUNCTION BUTTON

1X: Play/Pause

Answer/End Call

2X: Skip Forward

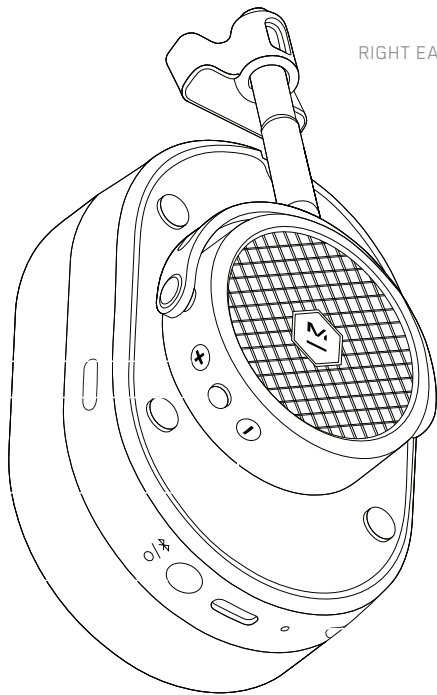
Mute/Unmute Call

3X: Skip Back

Long Press: Voice Assistant

VOL -

POWER/PAIRING



RIGHT EARCUP

Pairing /Battery Level Indicator



White light will pulse when headphones are in pairing mode.



A solid white light indicates you are connected.



High Battery



Med Battery



Low Battery

POWER ON

Press Power/Pairing button once to power ON/OFF.

Battery level will be displayed at startup.

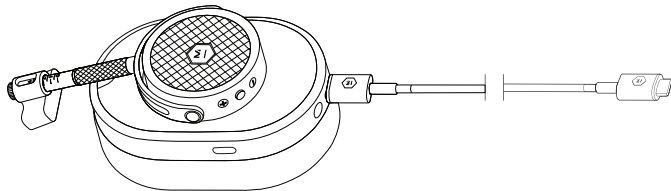
Before listening, charge your headphones for at least 15 minutes and download the M&D Connect App to check for firmware updates.

To conserve battery power, headphones will power OFF after 30 minutes of inactivity. This setting can be adjusted in the M&D Connect app.

CHARGE

- To charge, plug in the USB-C Connector.

NOTE: You can still use the headphones via Bluetooth while charging.



- A solid orange light indicates charging and a solid green light indicates a full charge when the USB cable is connected.



Charging



Fully Charged

PAIRING

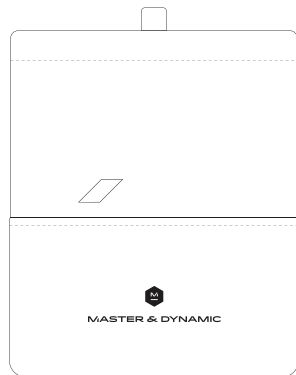
The first time you power ON your headphones they will enter pairing mode. Simply connect through the Bluetooth menu on your device and select M&D MH40W.

To manually activate pairing mode, hold Power/Pairing button for 4 seconds.

Pairing to 2 or More Devices

1. Enter pairing mode and connect to device 1.
2. Enter pairing mode again and device 1 will disconnect.
3. Connect to device 2 and turn headphone OFF.
4. Turn headphone ON and headphone will automatically connect to device 1 and 2 simultaneously.
5. Pause one device and play from the other to swap headphone connection.

ACCESSORIES



Headphone Pouch



USB-C to USB-C Cable for
Charging and Digital Audio



USB-C to 3.5mm Cable

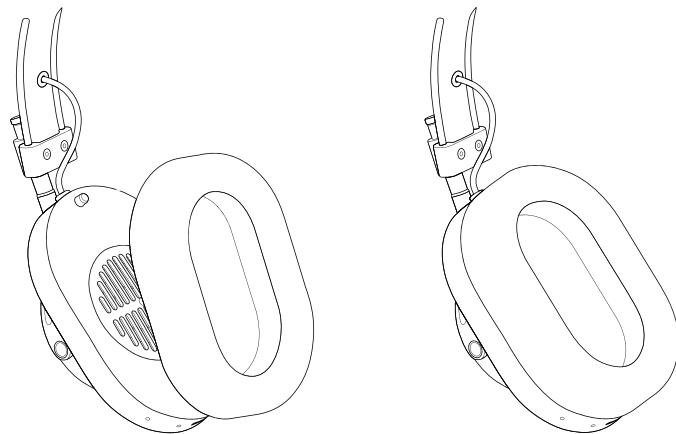


Flight Adapter



USB-C to USB-A Adapter

REPLACING EAR PADS



Ear pads are magnetized for easy removal/replacement. Simply grab the outside ring of the ear pad and remove. Reattach ear pads by aligning the two guide posts on the earcup with the two guide holes on the inside of the ear pad.

TROUBLESHOOTING

TROUBLE PAIRING HEADPHONES AND DEVICE

The headphones and device do not pair:

1. Make sure the headphones are not connected to the charger. Cycle power switch OFF and ON.
2. Turn the Bluetooth OFF, then ON again on the source device.
3. Turn OFF the Bluetooth feature on any other device that is paired with the headphones.
4. Hold power button down > 4 seconds to enter pairing mode.
5. Make sure "M&D MH40W" is selected in the Bluetooth® device list

No audio or poor audio quality from a connected Bluetooth® device:

1. Move the device closer to the headphones, physical objects between the headphone and the source may obstruct the signal.
2. Try another music application or try another track.
3. Try a different audio device.

FACTORY RESET*

Power OFF the headphones. Hold power/pairing button > 4 seconds until pairing indicator begins to flash. Hold down the multi-function button (the button between Vol+ and Vol-). The headphones will then be reset.

MAINTENANCE

Clean ear pads and headphones with soft, slightly damp cloth. Do not soak, submerge or allow moisture to enter near the drivers or cable jacks. Ear pads and cables can be purchased if they are worn out at: www.masterdynamic.com

Do not drop, sit on, or allow the headphones to be exposed to water, moisture, or temperature extremes.

It is recommended that you return your headphones to their storage pouch when not in use. To avoid damage, do not store other items in the canvas case along with your headphones. CAUTION: Incorrectly rotating or over rotating the earcups can damage the headphones.

Temperature Range Operate and store this product within the temperature range of -4°F to 113°F (-20°C to 45°C) only. Charge the battery where the temperature is between 41°F and 104°F (5°C and 40°C) only.

*Over time, your headphones will accumulate a list of devices and may take longer to pair than anticipated. A factory reset can help speed up this process by forgetting the list of previously connected devices.

PREVENTION OF NOISE-INDUCED HEARING LOSS

Our ability to hear is amazing. Treat your ears like the precious tools they are, and they will continue to provide you with exceptional data, as well as a lifetime of incredible sonic experiences.

In general, do not listen “too loud or for too long,” and be attentive to your own ears. Ringing, discomfort, or sensitivity to high frequencies and treble may be a signal from your ears that you are pushing them to their limits and causing irreparable damage.

As a general practice, find what seems to be your preferred listening level and then adjust the volume down another 10% or more. Surprisingly, your ears will attune to a slightly lower volume over time, and what seems quiet at first can be perfect for longer listening periods.

NIHL is a preventable condition caused by both one-time and extended exposure to excessive decibel (dB) levels. This harm to sensitive inner ear structures is irreversible and people of all ages can be affected. Damage can happen in a single event or gradually over time. One-time exposure to sounds louder than 110 decibels and extended exposure to sounds over 85 decibels can cause harm. Indicators of NIHL include hearing loss and tinnitus, a condition of sensing constant ringing, buzzing or roaring. The NIDCD (National Institute on Deafness and Other Communication Disorders) offers this simple rule of thumb: avoid sound exposure that is “too loud, too close or too long.” Here are some general references to sound levels that occur in everyday life: refrigerator humming (45 dB); normal conversation (60 dB); city traffic (85 dB); motorcycles (95 dB); an MP3 player at full volume (105 dB); sirens (120 dB); firecrackers (150 dB).

WARRANTY + CUSTOMER SERVICE

Master & Dynamic guarantees this product against defects in materials or workmanship for a period of one year from the date of original purchase on our website or from an authorized Master & Dynamic retailer or reseller. Batteries are also guaranteed for proper functioning for a period of one year from the date of original purchase. Defective batteries are covered by Master & Dynamic's Limited Warranty but battery wear from normal use is not covered.

If returned within the warranty period, Master & Dynamic will at its discretion either repair the defective product or replace it with a repaired or refurbished product of identical specifications as the returned product. This limited warranty is in lieu of all other warranties, expressed or implied, including, but not limited to, any implied warranty of merchantability or fitness for a particular purpose.

Master & Dynamic shall have no liability of any kind for any direct, indirect, incidental or consequential damages or expenses that arise from the use of this product.

Master & Dynamic's Limited Warranty does not cover normal wear and tear to items such as blown drivers, battery degradation from normal use, cut cords, bent jacks, torn headbands, loss or theft. Replaceable parts such as ear pads and cables will be replaced only in case of malfunctioning due to material or manufacturing defects, and only once during the warranty period of your product.

The serial number and proof of purchase are required in order to enact the warranty for products purchased on our website or from an authorized retailer or reseller. This policy is also applicable to products received as a gift.

If we need to replace your headphones due to a battery defect, your earphones will be new or equivalent to new in performance and reliability. You will void your warranty if you disassemble your headphones or expose them to excessive moisture. If you believe your product is defective within the warranty period, please contact us at support@masterdynamic.com. Please include your product's serial number, proof of purchase, telephone number and full return shipping address in your message to us. Conditional to serial number, proof of purchase, and warranty validity, you will be issued a return authorization and instructions for return shipment. Please note that the dispatch of a replacement product will take place after our receipt of the defective product. For questions regarding your product's warranty, please contact Master & Dynamic Support at support@masterdynamic.com.