




Scan the QR code below or visit
<https://resources.techglobal.com/product/3222>
 to view and access detailed digital
 resources regarding this unit.



Safety Instructions:

Before using this product, please carefully read the following safety instructions to ensure the proper use and keep this manual for future reference:

- Do not immerse the device, including its power cord, in water.
- Only qualified personnel should handle any repairs or maintenance.
- Always place the product on a stable, surface or on a properly sized table.
- Do not expose the product to dust, moisture or high humidity environments.

Other important safety instructions:

- Do not place things from direct sunlight or high temperatures, do not expose the product to fire.
- Do not place the product near heat sources like radiators, heat registers, stoves or other heat-producing appliances.
- Do not place any objects on top of the product or inside of it.
- Do not use the distribution box and accessories supplied by the manufacturer.

Observe all safety instructions and correct use of the device, avoiding its power supply to prevent a power damage.

Table of Contents	
1. Introduction	5
2. Package Contents	6
3. Prerequisites and Installation	7
4. Setup Requirements	7
5. Features	7
6. Getting Started	8
7. Over the Hierarchy	8
8. Double Memory Saving	10
9. Support Breakdown	14
10. Specification	15
11. Common Settings	16
12. Troubleshooting Common Issues	17
13. Maintenance	18
14. Warranty	19
15. Machine Serial	19
16. Limited Warranty Limits and Exclusions	19

1. Introduction	
<p>The <code>libC4.3-DCM-1</code> (38681 + 10897 + 40006 + 3 8800) + <code>libC4.2-2</code> + <code>libC4.3-1</code> + <code>libC4.3-2</code> Part Grouping + <code>libC4.3-3</code> Part Grouping + <code>libC4.3-4</code> Part Grouping + <code>libC4.3-5</code> Part Grouping + <code>libC4.3-6</code> Part Grouping + <code>libC4.3-7</code> Part Grouping + <code>libC4.3-8</code> Part Grouping + <code>libC4.3-9</code> Part Grouping + <code>libC4.3-10</code> Part Grouping + <code>libC4.3-11</code> Part Grouping + <code>libC4.3-12</code> Part Grouping + <code>libC4.3-13</code> Part Grouping + <code>libC4.3-14</code> Part Grouping + <code>libC4.3-15</code> Part Grouping + <code>libC4.3-16</code> Part Grouping + <code>libC4.3-17</code> Part Grouping + <code>libC4.3-18</code> Part Grouping + <code>libC4.3-19</code> Part Grouping + <code>libC4.3-20</code> Part Grouping + <code>libC4.3-21</code> Part Grouping + <code>libC4.3-22</code> Part Grouping + <code>libC4.3-23</code> Part Grouping + <code>libC4.3-24</code> Part Grouping + <code>libC4.3-25</code> Part Grouping + <code>libC4.3-26</code> Part Grouping + <code>libC4.3-27</code> Part Grouping + <code>libC4.3-28</code> Part Grouping + <code>libC4.3-29</code> Part Grouping + <code>libC4.3-30</code> Part Grouping + <code>libC4.3-31</code> Part Grouping + <code>libC4.3-32</code> Part Grouping + <code>libC4.3-33</code> Part Grouping + <code>libC4.3-34</code> Part Grouping + <code>libC4.3-35</code> Part Grouping + <code>libC4.3-36</code> Part Grouping + <code>libC4.3-37</code> Part Grouping + <code>libC4.3-38</code> Part Grouping + <code>libC4.3-39</code> Part Grouping + <code>libC4.3-40</code> Part Grouping + <code>libC4.3-41</code> Part Grouping + <code>libC4.3-42</code> Part Grouping + <code>libC4.3-43</code> Part Grouping + <code>libC4.3-44</code> Part Grouping + <code>libC4.3-45</code> Part Grouping + <code>libC4.3-46</code> Part Grouping + <code>libC4.3-47</code> Part Grouping + <code>libC4.3-48</code> Part Grouping + <code>libC4.3-49</code> Part Grouping + <code>libC4.3-50</code> Part Grouping + <code>libC4.3-51</code> Part Grouping + <code>libC4.3-52</code> Part Grouping + <code>libC4.3-53</code> Part Grouping + <code>libC4.3-54</code> Part Grouping + <code>libC4.3-55</code> Part Grouping + <code>libC4.3-56</code> Part Grouping + <code>libC4.3-57</code> Part Grouping + <code>libC4.3-58</code> Part Grouping + <code>libC4.3-59</code> Part Grouping + <code>libC4.3-60</code> Part Grouping + <code>libC4.3-61</code> Part Grouping + <code>libC4.3-62</code> Part Grouping + <code>libC4.3-63</code> Part Grouping + <code>libC4.3-64</code> Part Grouping + <code>libC4.3-65</code> Part Grouping + <code>libC4.3-66</code> Part Grouping + <code>libC4.3-67</code> Part Grouping + <code>libC4.3-68</code> Part Grouping + <code>libC4.3-69</code> Part Grouping + <code>libC4.3-70</code> Part Grouping + <code>libC4.3-71</code> Part Grouping + <code>libC4.3-72</code> Part Grouping + <code>libC4.3-73</code> Part Grouping + <code>libC4.3-74</code> Part Grouping + <code>libC4.3-75</code> Part Grouping + <code>libC4.3-76</code> Part Grouping + <code>libC4.3-77</code> Part Grouping + <code>libC4.3-78</code> Part Grouping + <code>libC4.3-79</code> Part Grouping + <code>libC4.3-80</code> Part Grouping + <code>libC4.3-81</code> Part Grouping + <code>libC4.3-82</code> Part Grouping + <code>libC4.3-83</code> Part Grouping + <code>libC4.3-84</code> Part Grouping + <code>libC4.3-85</code> Part Grouping + <code>libC4.3-86</code> Part Grouping + <code>libC4.3-87</code> Part Grouping + <code>libC4.3-88</code> Part Grouping + <code>libC4.3-89</code> Part Grouping + <code>libC4.3-90</code> Part Grouping + <code>libC4.3-91</code> Part Grouping + <code>libC4.3-92</code> Part Grouping + <code>libC4.3-93</code> Part Grouping + <code>libC4.3-94</code> Part Grouping + <code>libC4.3-95</code> Part Grouping + <code>libC4.3-96</code> Part Grouping + <code>libC4.3-97</code> Part Grouping + <code>libC4.3-98</code> Part Grouping + <code>libC4.3-99</code> Part Grouping + <code>libC4.3-100</code> Part Grouping + <code>libC4.3-101</code> Part Grouping + <code>libC4.3-102</code> Part Grouping + <code>libC4.3-103</code> Part Grouping + <code>libC4.3-104</code> Part Grouping + <code>libC4.3-105</code> Part Grouping + <code>libC4.3-106</code> Part Grouping + <code>libC4.3-107</code> Part Grouping + <code>libC4.3-108</code> Part Grouping + <code>libC4.3-109</code> Part Grouping + <code>libC4.3-110</code> Part Grouping + <code>libC4.3-111</code> Part Grouping + <code>libC4.3-112</code> Part Grouping + <code>libC4.3-113</code> Part Grouping + <code>libC4.3-114</code> Part Grouping + <code>libC4.3-115</code> Part Grouping + <code>libC4.3-116</code> Part Grouping + <code>libC4.3-117</code> Part Grouping + <code>libC4.3-118</code> Part Grouping + <code>libC4.3-119</code> Part Grouping + <code>libC4.3-120</code> Part Grouping + <code>libC4.3-121</code> Part Grouping + <code>libC4.3-122</code> Part Grouping + <code>libC4.3-123</code> Part Grouping + <code>libC4.3-124</code> Part Grouping + <code>libC4.3-125</code> Part Grouping + <code>libC4.3-126</code> Part Grouping + <code>libC4.3-127</code> Part Grouping + <code>libC4.3-128</code> Part Grouping + <code>libC4.3-129</code> Part Grouping + <code>libC4.3-130</code> Part Grouping + <code>libC4.3-131</code> Part Grouping + <code>libC4.3-132</code> Part Grouping + <code>libC4.3-133</code> Part Grouping + <code>libC4.3-134</code> Part Grouping + <code>libC4.3-135</code> Part Grouping + <code>libC4.3-136</code> Part Grouping + <code>libC4.3-137</code> Part Grouping + <code>libC4.3-138</code> Part Grouping + <code>libC4.3-139</code> Part Grouping + <code>libC4.3-140</code> Part Grouping + <code>libC4.3-141</code> Part Grouping + <code>libC4.3-142</code> Part Grouping + <code>libC4.3-143</code> Part Grouping + <code>libC4.3-144</code> Part Grouping + <code>libC4.3-145</code> Part Grouping + <code>libC4.3-146</code> Part Grouping + <code>libC4.3-147</code> Part Grouping + <code>libC4.3-148</code> Part Grouping + <code>libC4.3-149</code> Part Grouping + <code>libC4.3-150</code> Part Grouping + <code>libC4.3-151</code> Part Grouping + <code>libC4.3-152</code> Part Grouping + <code>libC4.3-153</code> Part Grouping + <code>libC4.3-154</code> Part Grouping + <code>libC4.3-155</code> Part Grouping + <code>libC4.3-156</code> Part Grouping + <code>libC4.3-157</code> Part Grouping + <code>libC4.3-158</code> Part Grouping + <code>libC4.3-159</code> Part Grouping + <code>libC4.3-160</code> Part Grouping + <code>libC4.3-161</code> Part Grouping + <code>libC4.3-162</code> Part Grouping + <code>libC4.3-163</code> Part Grouping + <code>libC4.3-164</code> Part Grouping + <code>libC4.3-165</code> Part Grouping + <code>libC4.3-166</code> Part Grouping + <code>libC4.3-167</code> Part Grouping + <code>libC4.3-168</code> Part Grouping + <code>libC4.3-169</code> Part Grouping + <code>libC4.3-170</code> Part Grouping + <code>libC4.3-171</code> Part Grouping + <code>libC4.3-172</code> Part Grouping + <code>libC4.3-173</code> Part Grouping + <code>libC4.3-174</code> Part Grouping + <code>libC4.3-175</code> Part Grouping + <code>libC4.3-176</code> Part Grouping + <code>libC4.3-177</code> Part Grouping + <code>libC4.3-178</code> Part Grouping + <code>libC4.3-179</code> Part Grouping + <code>libC4.3-180</code> Part Grouping + <code>libC4.3-181</code> Part Grouping + <code>libC4.3-182</code> Part Grouping + <code>libC4.3-183</code> Part Grouping + <code>libC4.3-184</code> Part Grouping + <code>libC4.3-185</code> Part Grouping + <code>libC4.3-186</code> Part Grouping + <code>libC4.3-187</code> Part Grouping + <code>libC4.3-188</code> Part Grouping + <code>libC4.3-189</code> Part Grouping + <code>libC4.3-190</code> Part Grouping + <code>libC4.3-191</code> Part Grouping + <code>libC4.3-192</code> Part Grouping + <code>libC4.3-193</code> Part Grouping + <code>libC4.3-194</code> Part Grouping + <code>libC4.3-195</code> Part Grouping + <code>libC4.3-196</code> Part Grouping + <code>libC4.3-197</code> Part Grouping + <code>libC4.3-198</code> Part Grouping + <code>libC4.3-199</code></p>	


[illegible]

4. Resolutions


	CONSOLE	WEB 1080P Fps	WEB 720P Fps	WEB 480P Fps (30FPS CAP)
Webcam	1080P 1080FPS	1080P 1080FPS	720P 1080FPS	480P 1080FPS
Encoder	1080P 1080FPS	1080P 1080FPS	720P 1080FPS	480P 1080FPS
Decoder	1080P 1080FPS	1080P 1080FPS	720P 1080FPS	480P 1080FPS
Net IO	1080P 1080FPS	1080P 1080FPS	720P 1080FPS	480P 1080FPS
Client	1080P 1080FPS	1080P 1080FPS	720P 1080FPS	480P 1080FPS

5. Drive Installation

enter the website: www.100connection.com/download/, and download the correct driver zip file in below:

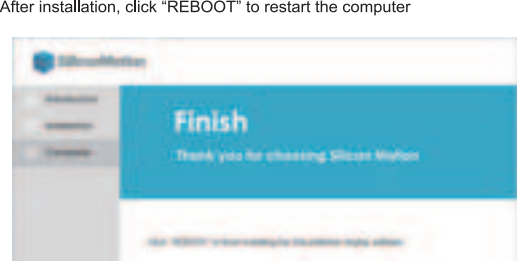


1. Click on the driver file, and double click to open the ".zip" file, and then click the "INSTALL".



Note: It is security policy (privacy) requires, click "INSTALL".

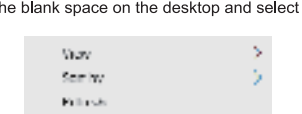
2. After installation, click "TESTED" to restart the computer.





(+)
(+)


- Display Mode Setting**

For Windows

 - Right click the blank space on the desktop and select "Display settings".
- Click on the "Display settings" link in the bottom right corner of the desktop.




- Click on the "Resolution" dropdown menu and select the desired resolution.


- Click on the "Apply" button.



For Mac OS

- Click on the Apple icon in the top left corner and select "System Preferences".

1. Click the "Desktop Background" link, and select one of the available desktop backgrounds to set your desktop resolution or change to the error or attack mode.
2. In the "Vantage Display" area, click each of the display icons to be the Kiosk.

[illegible][illegible][illegible]