

FZU36LX



Product family	Freezers
Installation	Built-in
Category	One Door
Reference width	Higher than 80
Reference height	Higher than 200
Cooling type	No-frost
Hinge	Door-to-door
Hinge position	Left



Aesthetic

Aesthetics	Classic	Handle	Fixed
Color	Stainless steel	Handle color	Stainless steel
Material	Stainless steel	Side material	Metal
Door stainless steel type	Normal	Logo	Applied
Handle	External	Display	TFT




Freezer features

Freezer lighting	Yes
Freezer lighting	Incandescent light
Number of drawers	4

Other Freezer features

Ice maker	Automatico
-----------	------------

Other technical features

			Display functions	Holiday, Fast-freezing	Type of temperature control	Electronic
			Fast-freezing button	Yes	No. of compressors	1
			Power-on light	Yes	Refrigerant gas type	R600a
			Temperature alarm light	Yes	Type of compressor	Inverter
			Door-open alarm	Yes		

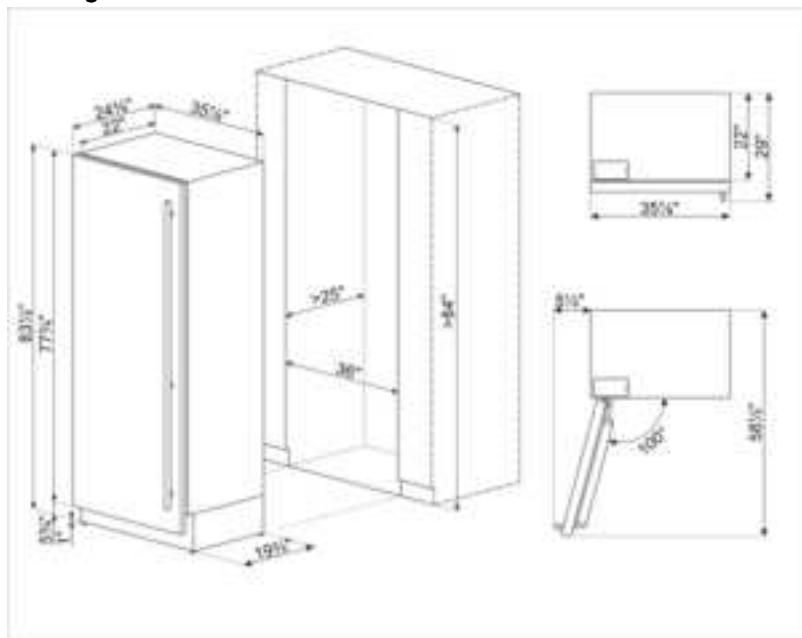
Temperature Alarm	Yes	Refrigerant quantity	85 oz
		Foam agent	Cyclopentane

Performance / Energy Label

Total volume	150.6 gal	Climatic class	SN, N, ST, T
Sum of the volumes of the frozen compartment(s)	150.6 gal		

Electrical Connection

Plug	(B) NEMA 5-15P	Frequency (Hz)	60 Hz
Current	3,5 A	Power cord length	78 3/4 "
Voltage	115 V		



Symbols glossary



Fast freezing: The fast freezing function brings the temperature of the compartment down when activated a few hours prior to usage.



Inverter technology: The evolution of Smeg's driers towards more intelligent and environmentally sustainable models has led to the choice of using Inverter technology with heat pumps, which reduces significantly energy consumption.



Power saving mode: The power saving mode allows you to disable the refrigerator and keep the freezer working.



No Frost: The No Frost and Frost free systems prevent ice from forming so that no defrosting is required.

Benefit (TT)

No-Forst Cooling System

The No Frost system prevents the formation of ice and contributes to better preservation of food in the refrigerator

Door-on-door Hinge

Fixed hinges, otherwise known as door-on-door hinges, directly connects the cabinet door to the appliance door

The cabinet door will not be attached to the rest of the cabinetry. Instead, it will be completely attached to the appliance door. Therefore, the appliance door will be bearing the weight of the cabinet door. This type of fitting is often sturdier than a sliding hinge fitting, and can give you a sleeker finish.

TFT Display

The TFT display offers an intuitive and elegant interface, making operation simple and immediate with a premium touch

Internal illumination

Interior lighting for perfect visibility of the drawers in the freezer compartment

External Handle

The external handle ensures practicality and ease of use of the freezer

R600a Refrigerant Gas

Environmentally friendly R600a refrigerant gas contributes to rapid cooling with lower energy consumption

Automatic Ice Maker

Automatic ice maker for ice always available when needed