

INTRODUCTION

This Technical Service Manual has been compiled to provide the most recent technical service information about this series. This information will enable the service technician to troubleshoot and diagnose malfunctions, perform necessary repairs and return a Wolf Gas Cooktop to proper operational condition.

The service technician should read the complete instructions contained in this Service/Training Manual before initiating any repairs on a Wolf Appliance.

Some information in Section 3, Theory of Operation, has been provided by the American Gas Association and reprinted with their approval.

IMPORTANT SAFETY INFORMATION

Below are the Product Safety Labels used in this manual. The "Signal Words" used are **WARNING** and **CAUTION**.

Please note that these safety labels are placed in areas where awareness of personal safety and product safety should be taken and lists the precautions to be taken when the signal word is observed.

WARNING

INDICATES THAT HAZARDOUS OR UNSAFE PRACTICES COULD RESULT IN SEVERE PERSONAL INJURY OR DEATH

CAUTION

Indicates that hazardous or unsafe practices could result in minor personal injury or product and/or property damage

In addition, please pay attention to the signal word **"NOTE"**, which highlights especially important information within each section.

TECHNICAL ASSISTANCE

If you should have any questions regarding the appliance and/or this manual, please contact:

*Wolf Appliance, Inc.
ATTN: Service Department
P.O. Box 44988
Madison, WI 53744 - 4988*

*Customer Assistance
Phone #: (800) 332 - 9513
Facsimile #: (608) 441 - 5887*

*Technical Assistance
(For Technicians in Customer's Homes Only)
Phone #: (800) 919 - 8324*

*Warranty Claims
Phone #: (800) 404 - 7820
Facsimile #: (608) 441 - 5886*

*Service Department e-mail Address:
customerservice@wolfappliance.com*

*Main Office Hours:
8:00 AM to 5:00 PM Central Time
Monday through Friday
(24/7 Phone Coverage)*

This manual is designed to be used by Authorized Service Personnel only. Wolf Appliance, Inc.. assumes no responsibility for any repairs made to Wolf appliances by anyone other than Authorized Service Technicians.

The information and images are the copyright property of Wolf Appliance, Inc., an affiliate of Sub-Zero, Inc. Neither this manual nor any information or images contained herein may be copied or used in whole or in part without the express written permission of Wolf Appliance, Inc., an affiliate of Sub-Zero, Inc. © Wolf Appliance, Inc. all rights reserved.

WARRANTY INFORMATION

This page contains a summary of the 2 & 5 Year Warranty that is supplied with every Wolf product, followed by details and notes about the warranties.

TWO & FIVE YEAR Warranty Summary


- Two year TOTAL PRODUCT warranty, *parts and labor.
- Limited Parts Only Warranty for the 3rd through 5th year on the following parts only:
 - Electric heating elements
 - Electronic Control Boards

Warranty Details:

The warranty applies only to products installed for normal residential use.

Warranty Notes:

- All warranties begin at the time of the unit's initial installation.
- All Warranty and Service information collected by Wolf Appliance, Inc., is arranged and stored under the unit serial number and/or the customer's name. Please note that Wolf Appliance, Inc. requests that you have the model serial number available whenever contacting the factory or parts distributor.
 - See [Figure 1-1](#) for serial tag layout.
 - See [Figure 1-2](#) for serial tag location.



Domestic

Figure 1-1. Serial Tag Layout

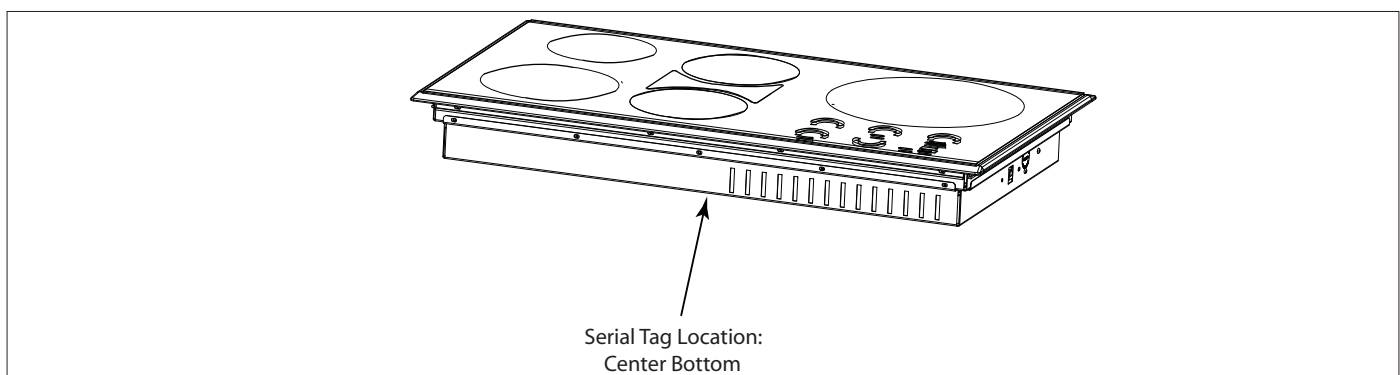
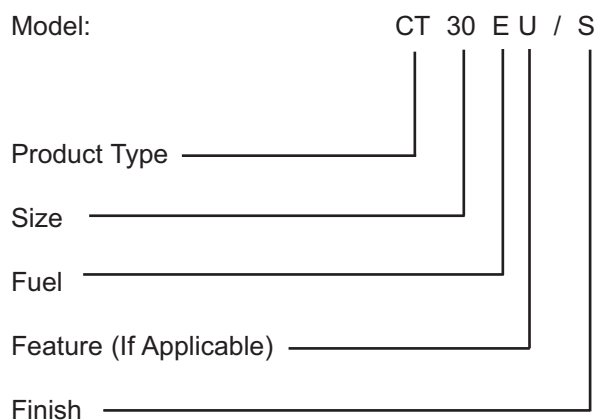


Figure 1-1. Serial Tag Location (CT36E/S-2 Shown)



MODEL NUMBER KEY

Refer to this key for an example of the model numbers.



Product Type

CT Cooktop

Size

15 15 - inch wide unit

30 30 - inch wide unit

36 36 - inch wide unit

Fuel

E Electric

Feature

U Unframed

(blank) Framed

Finish


S Classic Stainless Steel

P Platinum Stainless Steel

B Carbon Stainless Steel

MODEL CONFIGURATIONS

15" Electric Cooktop (CT15E-2)

**Model Number**

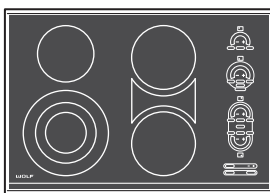
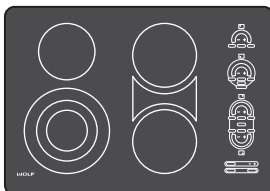
CT15E/S

Description

15" with Stainless Steel Trim


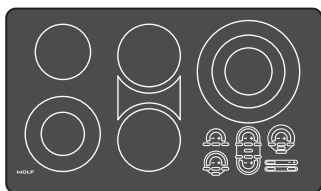
- Two heating elements with four heating zones
- One triple element: 2500W Outer / 1800W Middle / 900W Inner
- One single element: 1200W

30" Electric Cooktop (CT30E-2)

**Model Number**CT30E/S & CT30E-208/S
CT30EU**Description**30" With Stainless Steel Trim
30" Without Stainless Steel Trim

- Five heating elements (including bridge element) with seven heating zones
- One triple elements: 2500W Outer (240V) - 2300W Outer (208V) / 1800W Middle (240V) - 1650W Middle (208V) / 900W Inner (240V) - 825W (208V) Inner
- Three single elements: 1800W, 1800W, 1200W
- One bridge element: 1800W (Single 1800W with Bridge = 4400W)

36" Electric Cooktop (CT36E-2)

**Model Number**CT36E/S
CT36EU**Description**36" With Stainless Steel Trim
36" Without Stainless Steel Trim

- Six heating elements (including bridge element) with nine heating zones
- One Triple element: 2700W Outer / 2200W Middle / 1050W Inner
- One Dual element: 2200W Outer / 700W Inner
- Three single elements: 1800W, 1800W & 1200W
- One bridge elements: 1800W (Single 1800W with Bridge = 4400W)



MODEL FEATURES

- Classic stainless steel trim finish.
- Easy-to-clean black ceramic glass surface is resistant to scratching, staining, impact and heat.
- Hot-surface indicator light in control panel.
- Lock mode - cooktop will be locked so that no elements can be turned on.
- Universal off turns all elements off.
- Countdown timer with one to 99 minute range.
- CSA and CE certified.
- Two and five year residential warranty