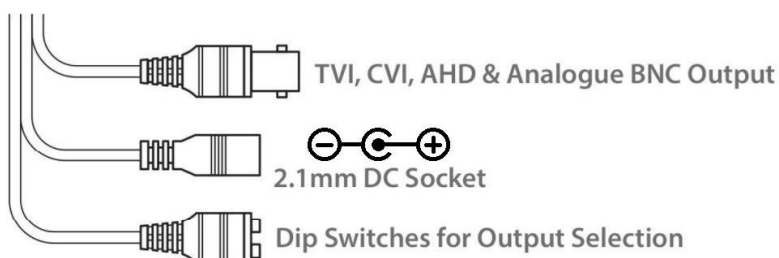


## SEE608 - Quick Start Guide



[www.systemq.com/PDF/manual/xSEE608.pdf](http://www.systemq.com/PDF/manual/xSEE608.pdf)

The SEE606 bullet style camera has a tough metal exterior, ideal for both outdoor and indoor uses with multi format output modes including; TVI, AHD, CVI and CVBS. IR range up to 40m (true day/night filter).



### Powering the camera

The camera has a 2.1mm socket which requires 12V DC and the current consumption is 500mA, so use a regulated power supply rated at 750mA or above.

The camera is polarity sensitive so connections must be correctly made.

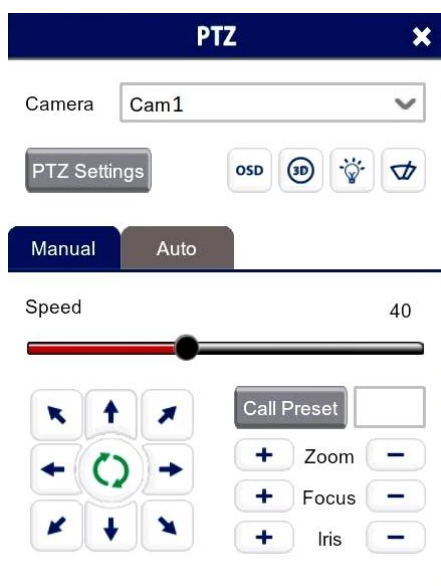
The camera has a standard BNC connector for the 4-in-1 video output. As default the output is set to HD-TVI 8MP which will work with the ZipXtreme DVRs, however the output can be changed to AHD, CVI or CVBS if required.



### OSD Camera Menu

Via an DVR with a monitor & mouse direct to access the Cameras menu via coaxitron:-

1. Click on the image in Live view
2. Click on the PTZ button at the bottom of the screen
3. Click on the IRIS + button to display the menu

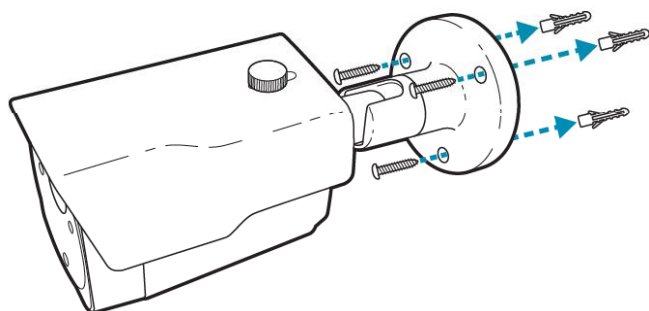


Use the directional arrows to move up and down through the menu.

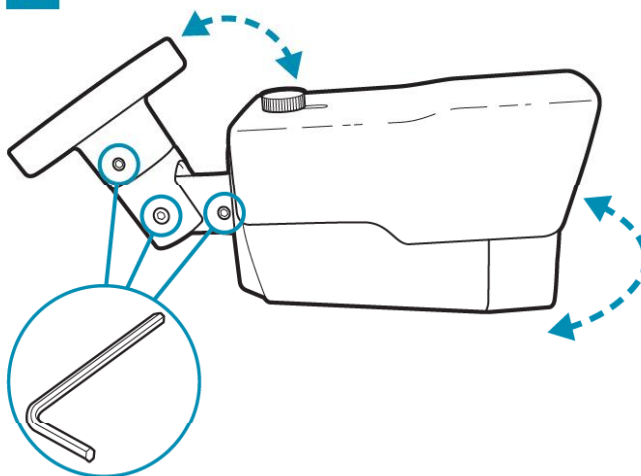
Use the directional arrows left and right to change the option.

Use IRIS + to select and enter that menu option.

1



2



Resolution	4K (8MP)
Lens Type	2.8-12mm Varifocal
Image Output	1 Volt Peak-Peak 75 ohm
Min.Illumination	0 Lux IR On
Day/Night	Mechanical (True Day-Night)
InfraRed LEDs	2 High Powered LEDs
IR Range	60M
Input Voltage	12V DC
Current Consumption	500mA (IR On)
IP Rating	IP66
Video Connection	BNC Socket
Power Connection	2.1mm DC Socket
WDR	Yes
Bracket	Wall & Ceiling Available
Finish	White/ Black
Build	Metal
Dimensions	(H)88.5mm x (W)88mm x (D)141mm (ex bracket)

All specifications are approximate. System Q Ltd reserves the right to change product specifications or features without notice. Whilst every effort is made to ensure that these instructions are complete and accurate, System Q Ltd cannot be held responsible for any losses, no matter how they arise, from errors or omissions in these instructions, or the performance or non-performance of the equipment referred to.

