



NOGUCHI REPLICA COFFEE TABLE

User Guide


MATT BLATT

MBNOUCHBA, MBNOUCHOA
MBNOUCHWA, MBNOUCHWNA

COMPONENTS



A Table top



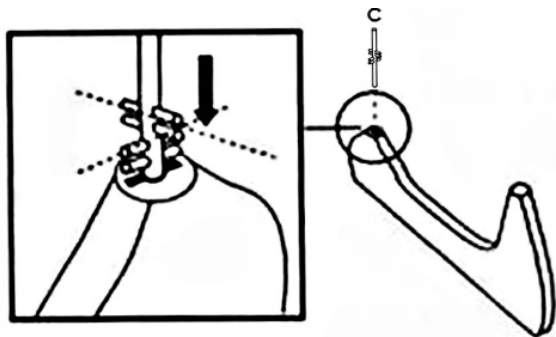
B Legs (x2)



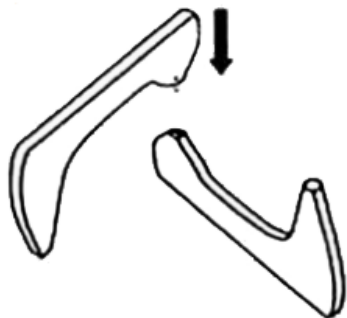
C Connector Rod

ASSEMBLY

Step 1: Place the Connector Rod into position



Step 2: Align and attach the Legs



Step 3: Position the Table Top to preference



Or



Complete!

NEED MORE INFORMATION?

We hope that this user guide has given you the assistance needed for a simple set-up. For the most up-to-date guide for your product, as well as any additional assistance you may require, head online to **help.mattblatt.com.au**

MATT BLATT