



# Tablet Keyboard Folio


Quick guide



*The displayed photo shows Nordic keyboard layout.*

**[www.sandberg.world](http://www.sandberg.world)**

### Charge

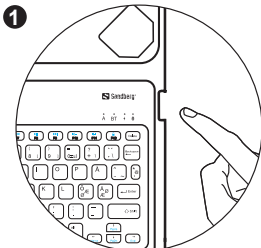


Micro USB

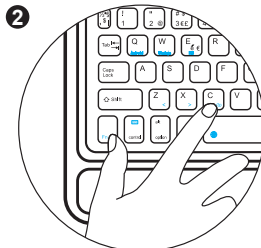
USB



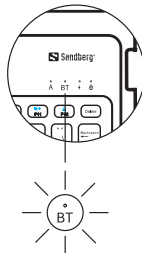
### First time pairing




Keyboard ON



Press FN +C, BT LED will flash ready to pair

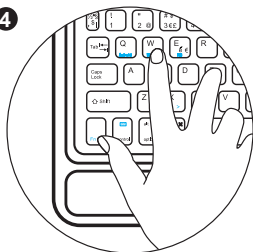


3



Go to settings, Bluetooth, search for "Sandberg Keyboard"

4



Choose tablet operating system  
FN + iOS/Android/Windows

5

**For future use it will connect  
and use correct OS  
automatically**



**Support**

*<http://helpdesk.sandberg.world>*

## Warranty

*There is a five-year warranty on your Sandberg product.  
Please read the warranty terms and register your new  
Sandberg product at [www.sandberg.world/warranty](http://www.sandberg.world/warranty)*

**5**  
Years  
Warranty

For information on handling electronic waste, see [www.sandberg.world/weee](http://www.sandberg.world/weee)

