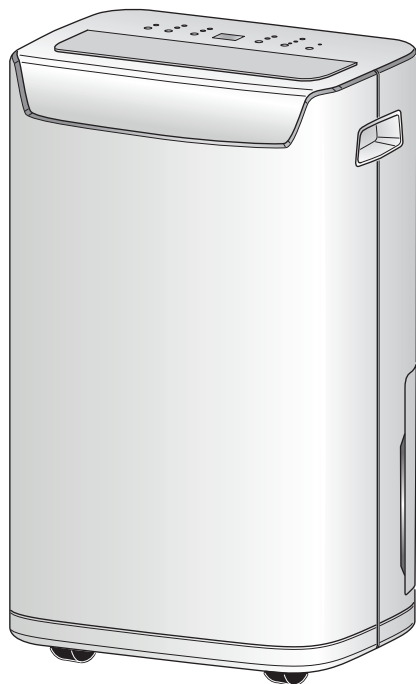


AQUARIA S1


20-24 P



WI-FI SET-UP INSTRUCTIONS



 **OLIMPIA
SPLENDID**
HOME OF COMFORT



1 - WARNINGS	1
2 - DOWNLOADING AND INSTALLING THE APP	1
3 - USER REGISTRATION	2
3.a - First access	2
3.b - Access with e-mail and password	4
4 - APP USE.....	5
4.a - Adding the desired device	5
5 - DECLARATIONS	8

1 - WARNINGS

Not all iOS and Android versions are compatible with the application. OLIMPIA SPLENDID accepts no liability for any problem deriving from this incompatibility.

The APP is subject to updates without prior notice. Check compatibility with the operating system of the device before installing the APP on it.



Please maintain the APP updated with the latest version.



No liability is assumed for problems caused by the internet connection, Wi-Fi router and other smart devices.

Please contact the original supplier to receive assistance.

2 - DOWNLOADING AND INSTALLING THE APP

- Open "App Store" or "Google Play" respectively.
- Search for the application "OS Home" or scan the QR code.
- Download the APP.



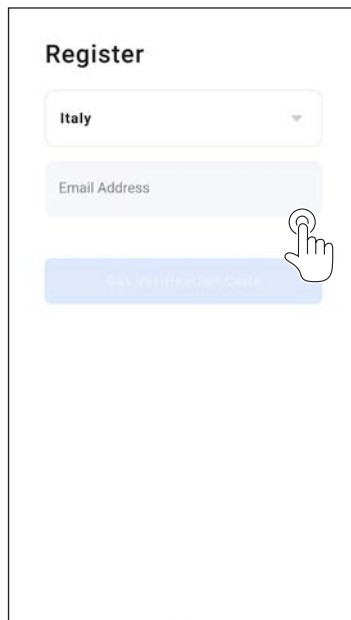

3 - USER REGISTRATION

Make sure that the device is connected to a Wi-Fi router.

Make sure the Wi-Fi router is connected to the internet before proceeding with user registration or network configuration.

3.a - First access

1. Click on “**Sign Up**”.
2. Enter your E-mail and then click on “**Get Verification Code**”.



3. Enter the verification code which is sent to the previously entered mail; if no code arrives within a few minutes, press on “Resend verification code” and wait.



If the mail with the code does not arrive, check your mailbox in the “Spam” folder.

4. Set the password.

Enter Verification Code

A verification code has been sent to your email
 @hotmail.it Resend (54s)

[Didn't get a code?](#)

Set Password

Password

Use 6-20 characters with a mix of letters and numbers

Verify

1 2 3 4 5 6 7 8 9 0

q w e r t y u i o p

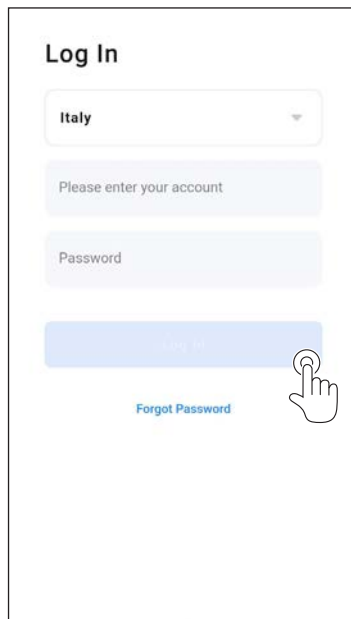

a s d f g h j k l

↵
 z x c v b n m
 ✕

?123 , . ✓

3.b - Access with e-mail and password

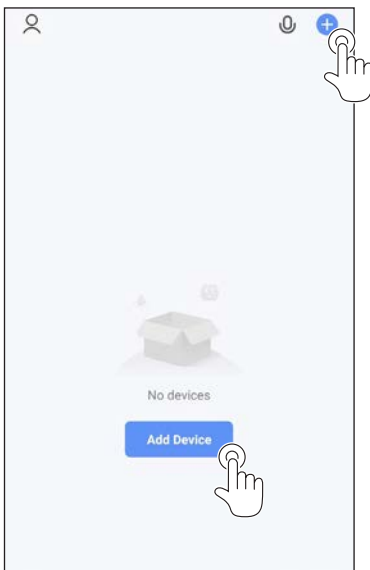
1. Click on “**Log In**”.
2. Enter your E-mail and password, then click on “**Log In**”.



4 - APP USE

4.a - Adding the desired device

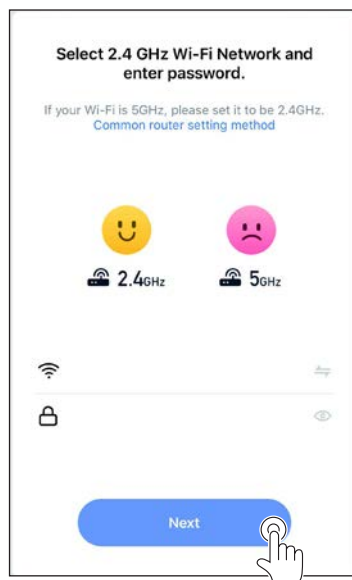
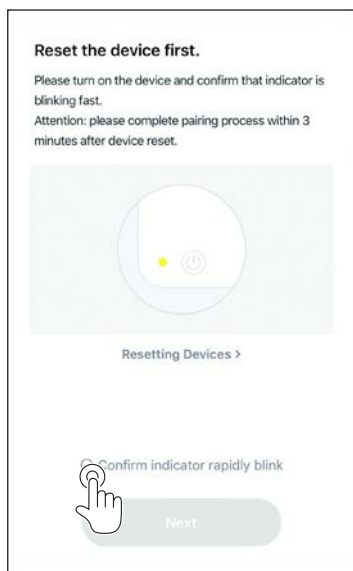
1. Click on “**Add Device**” or “+” in the top right-hand corner.



2. Select the appliance by means of the category present in the list.



3. Make sure the device is connected to the Wi-Fi network you want to use.
If another Wi-Fi network disturbs the configuration process, it is necessary to remove it from your device.
4. Connect the power cord of the appliance to the power socket; then activate the “Wi-Fi” function as described in the Use and Maintenance manual of the appliance.
 - 4a. If the indicator of the “Wi-Fi” function blinks on the appliance, press **“confirm indicator rapidly blink”**.
5. Enter the password of the Wi-Fi network that you are using, then press on **“Next”** to connect the device.


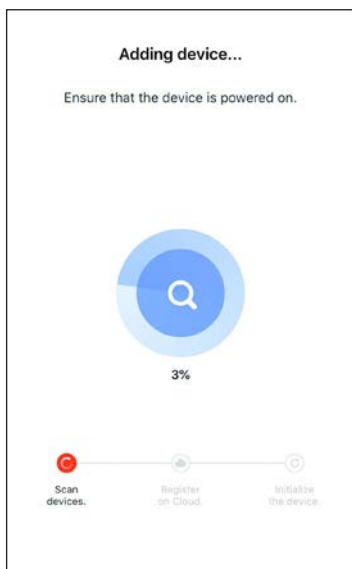


- Wait for the appliance to connect.



If the connection fails, check that in the name of the Wi-Fi network and in the Password are present only numbers or letters (no special symbols); retry and carry out the steps 4, 4a and 5.

- When the appliance is connected, it is possible to rename it and to select the room in which it is located.



5 - DECLARATIONS

The declaration of conformity RED is available in the download area by connecting to the website:

www.olimpiasplesdidd.com



Our goods come with a guarantee that cannot be excluded under the Australia Consumer law. You are entitled to a replacement or refund for a major failure and for compensation for any other reasonably foreseeable loss or damage. You are also entitled to have the goods repaired or replaced if the goods fail to be of acceptable quality and the failure does not amount to a major failure. If you have any queries regarding your product or its warranty please find contacts below.

Olimpia Splendid Australia Pty Ltd
80-84 Burlington
Oakleigh, Victoria, 3166
Ph: 1300 664 768
sales@olimpiasplendid.com.au

Olimpia Splendid New Zealand Pty Ltd
C/ Key Services Ltd
34 A Cryers Road
East Tamaki, Manukau City
Auckland, New Zealand
P: (09) 4767981
sales@olimpiasplendid.co.nz