



Wireless Portable Speaker

PBT530 User Manual



Questions?
Need some help?
This manual will help you
enjoy your new product



Visit us at:
SouthernTelecom.com
Click on "Product Support"

Pairing the Speaker

1. Turn the speaker ON by turning the **[POWER]** knob to the ON position. A tone will be heard indicating the speaker has power and the Bluetooth LED indicator will quickly flash **BLUE**.
2. Set your mobile device to search for Bluetooth devices. When your mobile device finds the speaker, select **PBT530** from the list of found devices.
3. Once successfully paired, a tone will be heard and the LED indicator will slowly flash **BLUE**.



For iOS or Android

- Go to **SETTINGS > BLUETOOTH**

(Make sure Bluetooth is turned ON)



The screenshots above are typical of many Bluetooth-enabled devices in the market today and are used to assist in the explanation of the pairing process. Your Bluetooth-enabled device's interface and interaction with the speaker may differ slightly from the illustrations above.

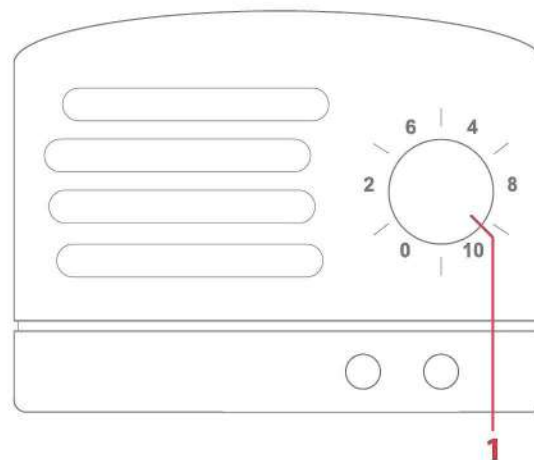
Location of Controls

1. **[POWER]** Knob
2. Bluetooth LED Indicator
3. Micro-USB Charging Port
4. Charging LED Indicator

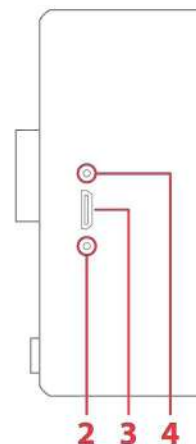
In the Box

- Wireless Portable Speaker
- Micro-USB Charging Cable

(Front of Speaker)



(Side of Speaker)



Using the Speaker



When using for the first time, please allow **2 - 4 hours** for the speaker to fully charge before using.

Playing Music

To enjoy music wirelessly on your speaker, make sure you are paired to a Bluetooth-enabled device. Once paired, you can control the media playback and volume adjustment with the controls on your paired device. Please consult the **Pairing the Speaker** section of this user guide for more information.

Charging the Speaker

To charge the speaker, attach the small end of the supplied micro-USB charging cable to the micro-USB charging port on the side of the speaker. Plug the other end into the USB port on a computer, USB charging device, or **5V USB adapter** and plug into a wall outlet.

The charging LED indicator will turn **RED** while charging and turn off when charged.

Legal Information

READ THIS CAREFULLY AND SAVE FOR FUTURE REFERENCE

This equipment has been tested and found to comply with the limits for a Class B digital device, pursuant to part 15 of the FCC Rules. These limits are designed to provide reasonable protection against harmful interference in a residential installation. This equipment generates, uses and can radiate radio frequency energy and, if not installed and used in accordance with the instructions, may cause harmful interference to radio communications. However, there is no guarantee that interference will not occur in a particular installation. If this equipment does cause harmful interference to radio or television reception, which can be determined by turning the equipment off and on, the user is encouraged to try to correct the interference by one or more of the following measures:

- Reorient or relocate the receiving antenna.
- Increase the separation between the equipment and receiver.
- Connect the equipment into an outlet on a circuit different from that to which the receiver is connected.
- Consult the dealer or an experienced radio/TV technician for help.

Caution: Any changes or modifications to this device not explicitly approved by manufacturer could void your authority to operate this equipment.

This device complies with part 15 of the FCC Rules. Operation is subject to the following two conditions: (1) This device may not cause harmful interference, and (2) this device must accept any interference received, including interference that may cause undesired operation.

The device has been evaluated to meet general RF exposure requirement. The device can be used in portable exposure condition without restriction.

WARNING Li-ion Battery Inside

This product is fitted with a Li-ion battery. Do not damage, open, or dismantle the battery and do not use it in damp and/or corrosive conditions. Use only with compatible chargers. Never dispose of batteries in a fire, and never expose them to high temperatures. Do not expose the product to temperatures exceeding 60°C (140°F).



Rain/Moisture Warning

- Do not expose the unit to extreme temperatures (heat or cold), open flames, humid conditions, or wet conditions.
- Do not submerge in water.
- Do not open this product or attempt to repair the unit yourself should it not be working.

Warranty Information

This product as supplied and distributed new by AIT, Inc. ("AIT") to the original consumer purchaser is warranted by AIT against defects in material and workmanship for a period of one year from your date of purchase ("Warranty"). In the unlikely event that this product is defective, or does not perform properly, you may within one year from your original date of purchase return it to the authorized service center for repair or exchange.

TO OBTAIN WARRANTY SERVICE:

- Go to our website portal to receive an SRO number.
- Provide proof of the date of purchase within the package (dated bill of sale).
- Prepay all shipping costs to the authorized service center, and remember to insure your return.
- Include a return shipping address (no P.O. Boxes), a telephone contact number, and the defective unit within the package.
- Describe the defect or reason you are returning the product.

Your product will be repaired or replaced, at our option, for the same or similar model of equal value if examination by the service center determines this product is defective. Products received damaged as a result of shipping, will require you to file a claim with the carrier.

The shipping address of the authorized service center is:

AIT, Inc.
Customer Service Dept. 36
c/o Southern Telecom
400 Kennedy Drive
Sayreville NJ 08872

For further customer service:
 www.SouthernTelecom.com
Click on **Product Support**

IN NO EVENT WILL AIT, ITS MANUFACTURERS, DISTRIBUTORS OR PLR IP HOLDINGS, LLC BE LIABLE FOR ANY INCIDENTAL, DIRECT, INDIRECT, SPECIAL, PUNITIVE OR CONSEQUENTIAL DAMAGES (SUCH AS, BUT NOT LIMITED TO, DAMAGES FOR LOSS OF PROFITS, BUSINESS, SAVINGS, DATA OR RECORDS) RELATED TO THIS PRODUCT. EXCEPT AS STATED HEREIN, NO OTHER WARRANTIES SHALL APPLY.

Legal Information (cont'd)

Rating Label Definitions



Direct current



Comply with Waste Electrical and Electronic Equipment (WEEE) Directive (2012/19/EU)



The product is in compliance of energy efficiency.




This symbol indicates that information could be exchanged between wireless devices such as personal digital assistants (PDAs), mobile phones, laptops, computers, printers and digital cameras via a secure, low-cost, globally available short-range radio frequency band. The Bluetooth word mark and logos are owned by Bluetooth SIG, Inc.



PLR IP Holdings, LLC, its licensees and affiliates, fully support all electronic waste initiatives. As responsible stewards of the environment, and to avoid violating established laws, you should properly dispose of this product in compliance with all applicable regulations, directives or other governances in the area where you reside. Please check with local authorities or the retailer where you purchased this product to determine a location where you can appropriately dispose of the product.

Polaroid, Polaroid & Pixel, Polaroid Color Spectrum, and Polaroid Classic Border Logo are trademarks of PLR, IP Holdings, LLC, used under license.



Instantly recognizable. Instantly reassuring. The Polaroid Classic Border and Polaroid Color Spectrum logos let you know you've purchased a product that exemplifies the best qualities of our brand and that contribute to our rich heritage of quality and innovation.