

## INTRODUCTION

This Sub-Zero Integrated (700-2) Series Technical Service Manual (Job Aid Part #3756780) has been compiled to provide the most recent information on safety, installation, set-up, design, operation, features, troubleshooting, wiring diagrams, and repair procedures for the Integrated (700-2) Series units. This information will enable the service technician to troubleshoot and diagnose malfunctions, perform necessary repairs, and return an Integrated (700-2) Series unit to proper operational status.

The service technician should read the complete instructions contained in this manual before initiating any repairs.

## IMPORTANT SAFETY INFORMATION

Below are Product Safety Labels used in this manual. The "Signal Words" used are **WARNING** or **CAUTION**.

When reviewing this manual, please note these different Product Safety Labels placed at the beginning of certain sections of this manual. You must follow the instructions given in the boxes of the Product Safety Labels in order to avoid personal injury and/or product damage.

The sample Product Safety Labels below illustrate the precautions that should be taken when the signal word is observed.

### **WARNING**

**INDICATES THAT HAZARDOUS OR UNSAFE PRACTICES COULD RESULT IN SEVERE PERSONAL INJURY OR DEATH.**

### **CAUTION**

**Indicates that hazardous or unsafe practices could result in minor personal injury, and/or product damage, and/or property damage.**

In addition, please pay attention to the signal word "**NOTE**", which highlights information that is especially important for the topic being covered.

## TECHNICAL ASSISTANCE

If you should have any questions regarding the 700 Series and/or this manual, please contact:

*Sub-Zero Freezer Company, Inc.  
ATTN: Service Department  
P.O. Box 44988  
Madison, WI 53744 - 4988*

*Customer Service & Parts / Warranty Claims  
Phone #: (800) 222 - 7820*

*Technical Assistance  
Phone #: (800) 919 - 8324*

*Customer Service & Technical Assistance  
Facsimile #: (608) 441 - 5887*

*Parts / Warranty Claims  
Facsimile #: (608) 441 - 5886*

*Service Department E-Mail Address:  
customerservice@subzero.com*

*Office Hours:  
7:00 AM to 7:00 PM Central Time  
Monday through Friday*

**This manual is designed to be used by Authorized Service Personnel only. Sub-Zero Freezer Co., Inc. assumes no responsibility for any repairs made on Sub-Zero refrigeration units by anyone other than Authorized Service Technicians.**

Information and images contained in this manual are the copyright property of Sub-Zero Freezer Company, Inc. Neither this manual nor any information or images contained herein may be copied or used in whole or in part without the express written consent of Sub-Zero Freezer Company, Inc.

© Sub-Zero Freezer Company, Inc. all rights reserved.

## WARRANTY INFORMATION

This page contains a summary of the 2, 5 & 12 Year *Warranty* that is supplied with every 700-2 Series unit. This is followed by a summary of the two special warranties: The *Non-Residential Warranty* which applies to units installed in non-residential applications, and the *Display/Model Home Warranty* which applies to distributor or dealer's display units and units in model homes, sold three years after date of manufacture. The last entries on this page are details and notes about the warranties.

### TWO, FIVE & TWELVE YEAR Warranty Summary

- Two year TOTAL PRODUCT warranty, \*parts and labor.
- Five Year SEALED SYSTEM warranty, \*\*parts and labor.
- Sixth through Twelfth year LIMITED SEALED SYSTEM warranty, sealed system \*\*parts only.

### ONE & FIVE YEAR Non-Residential Warranty Summary (Example: Office, Yacht, etc.)

- One Year TOTAL PRODUCT warranty, \*parts and labor.
- Five year LIMITED SEALED SYSTEM warranty, sealed system \*\*parts only.

### ONE & FIVE YEAR Display/Model Home Warranty Summary (Display units sold three years after date of manufacture)

- One Year TOTAL PRODUCT warranty, \*parts and labor.
- Five year LIMITED SEALED SYSTEM warranty, sealed system \*\*parts only.

### Warranty Details:

- \* *Total Product Parts includes, but is not limited to the following:*

*Electronic Control System Components, Fan & Light Switches, Fan Motors & Blades, Defrost & Drain Heaters, Defrost Terminators, Drain Pans, Drain Tubes, Wiring, Light sockets & bulbs, Ice makers, Water Valves, Door hinges, Door closers & Cams, Compressor Electricals, etc. . .*

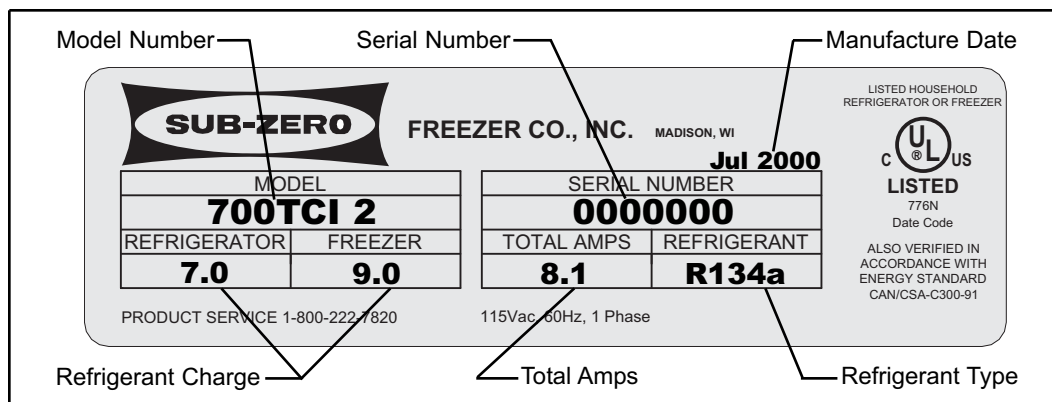
- \*\* *Sealed System Parts include the following:*

*Compressors, Condensers, Evaporators, Filter-Driers, Heat-exchangers, All Tubing That Carries the Freon.*

**NOTE:** Condenser Fan Motors, Freon, Solder and compressor electricals are NOT considered sealed system parts.

### Warranty Notes:

- All warranties begin at the time of the unit's initial installation.
- All Warranty and Service information collected by Sub-Zero is arranged and stored under the unit serial number. This information is now also stored under the customer's last name.
- **NOTE:** Sub-Zero still requests that you have the model and serial number available whenever contacting the factory or parts distributor.
- The serial number tag is located on the left side wall of the upper drawer compartment. (See Figures 1-1, for serial tag layout)



**Figure 1-1. Serial Tag Layout**

*(The serial number tag is located on the left side wall of the upper drawer compartment.)*



### MODEL DESCRIPTIONS

The following pages briefly describe the models covered in this manual. Though there are models with and without icemaker, for the purposes of this manual, only the refrigerator models and the models with icemakers we will address in the succeeding sections.

#### **Model 700TC-2** (Figure 1-2)

##### **700 Series**

##### **Tall Combo**

*(Combination Refrigerator / Freezer with Two Temperature Zones - Upper Refrigerator over Two Drawer Freezer)*

##### **2nd Design Build**

*(Unit is 80" H x 27" W x 24" D)*

#### **Model 700TCI-2** (Figure 1-2)

##### **700 Series**

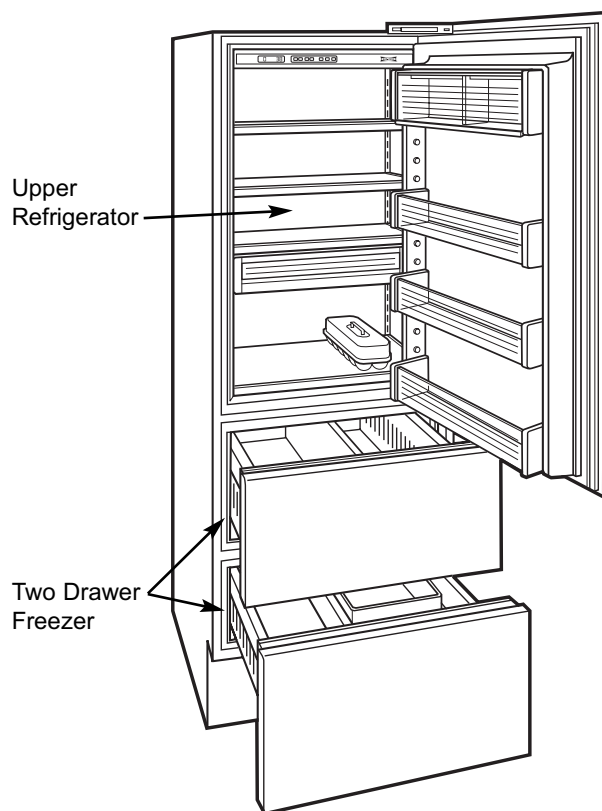
##### **Tall Combo**

*(Combination Refrigerator / Freezer with Two Temperature Zones - Upper Refrigerator over Two Drawer Freezer)*

##### **Ice maker Included**

##### **2nd Design Build**

*(Unit is 80" H x 27" W x 24" D)*



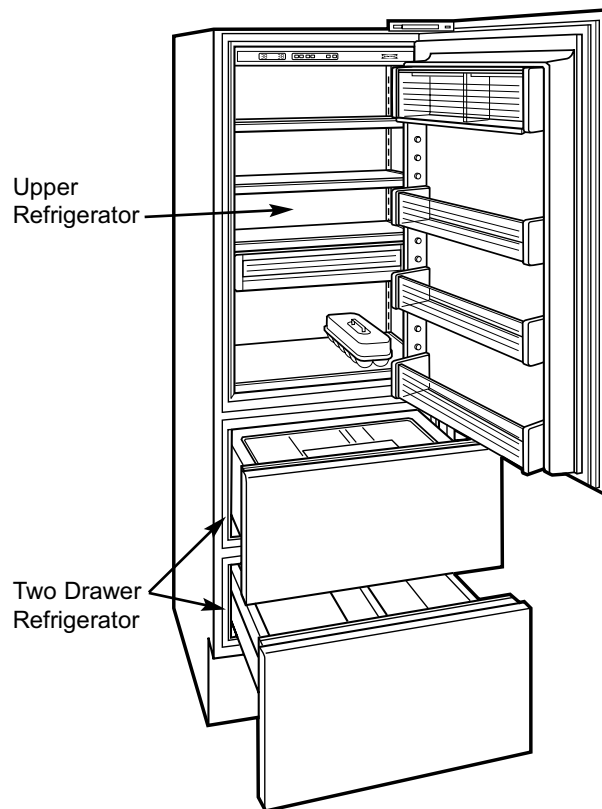
**Figure 1-2. Model 700TC-2 & 700TCI-2**

**Model 700TR-2** (Figure 1-3)**700 Series****Tall Refrigerator**

(All Refrigerator with Two Temperature Zones - Upper Refrigerator over Two Drawer Refrigerator)

**2nd Design Build**

(Unit is 80" H x 27" W x 24" D)

**Figure 1-3. Model 700TR-2****Model 700TF-2** (Figure 1-4)

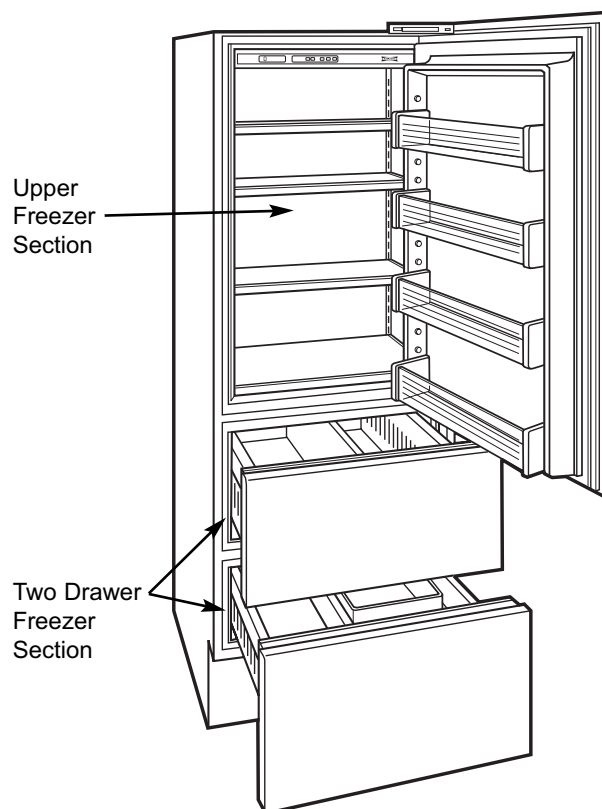
**NOTE:** This model is replaced by the 700TF-2V as of serial #1898164 (see following page).

**700 Series****Tall Freezer**

(All Freezer with One Temperature Zone - Upper Freezer Section over Two Drawer Freezer Section)

**2nd Design Build**

(Unit is 80" H x 27" W x 24" D)

**Figure 1-4. Model 700TF-2 & 700TFI-2****Model 700TFI-2** (Figure 1-4)

**NOTE:** This model is replaced by the 700TFI-2V as of serial #1898164 (see following page).

**700 Series****Tall Freezer**

(All Freezer with One Temperature Zone - Upper Freezer Section over Two Drawer Freezer Section)

**Ice maker Included****2nd Design Build**

(Unit is 80" H x 27" W x 24" D)



### **Model 700TF-2V** (Figure 1-5)

**NOTE:** This model replaced the 700TF-2 as of serial #1898164.

#### **700 Series**

##### **Tall Freezer**

*(All Freezer with One Temperature Zone - Upper Freezer Section over Two Drawer Freezer Section)*

##### **2nd Design Build**

##### **Variable Speed Compressor**

*(Unit is 80" H x 27" W x 24" D)*

### **Model 700TFI-2V** (Figure 1-5)

**NOTE:** This model replaced the 700TFI-2 as of serial #1898164.

#### **700 Series**

##### **Tall Freezer**

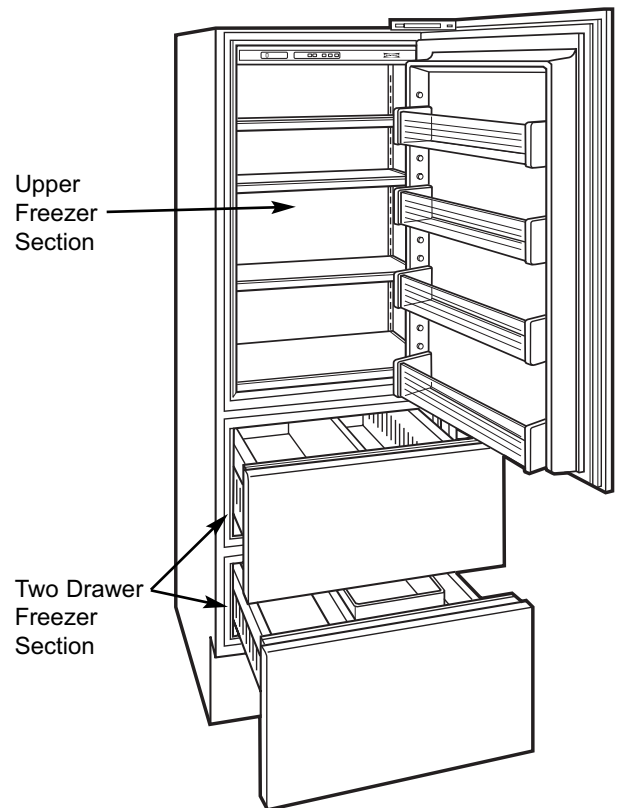
*(All Freezer with One Temperature Zone - Upper Freezer Section over Two Drawer Freezer Section)*

##### **Ice maker Included**

##### **2nd Design Build**

##### **Variable Speed Compressor**

*(Unit is 80" H x 27" W x 24" D)*



**Figure 1-5. Model 700TF-2V & 700TFI-2V**

## **Model 700BR-2** (Figure 1-6)

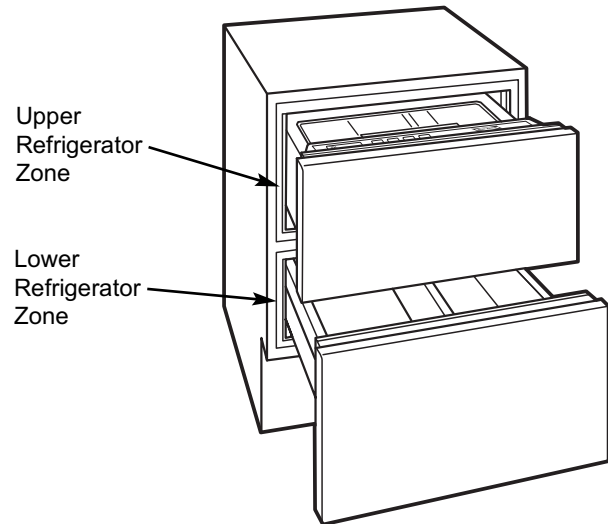
### **700 Series**

#### **Base Refrigerator**

*(All Refrigerator with Two Temperature Zones - Upper Drawer and Lower Drawer)*

#### **2nd Design Build**

*(Unit is 80" H x 27" W x 24" D)*



**Figure 1-6. Model 700BR-2**

## **Model 700BF-2** (Figure 1-7)

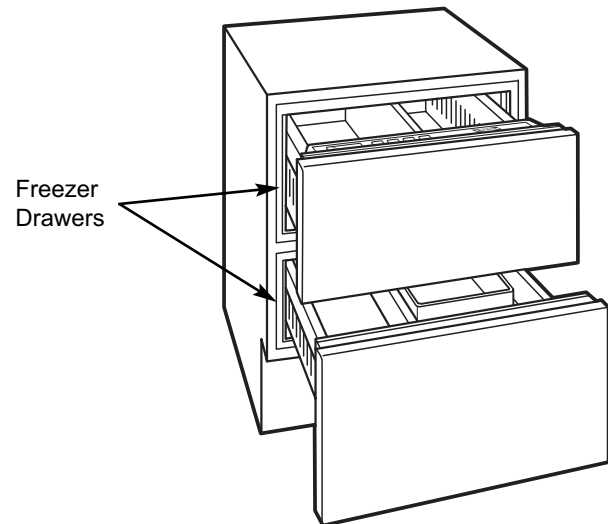
### **700 Series**

#### **Base Freezer**

*(All Freezer with One Temperature Zone for Both Drawers)*

#### **2nd Build Design**

*(Unit is 34" H x 27" W x 24" D)*



**Figure 1-7. Model 700BF-2 & 700BFI-2**

## **Model 700BFI-2** (Figure 1-7)

### **700 Series**

#### **Base Freezer**

*(All Freezer with One Temperature Zone for Both Drawers)*

#### **Ice maker Included**

#### **2nd Build Design**

*(Unit is 34" H x 27" W x 24" D)*