



30 055 519 - 1

Wireless sensor

Wireless motion detector and brightness sensor FBH55ESB-

Temperature at mounting location:
-20°C up to +50°C.
Storage temperature: -25°C up to +70°C.
Relative humidity:
annual average value <75%.

Wireless motion detector and brightness sensor, pure white glossy, for single installation 80x80x27 mm or installation in the E-Design switch system.

With solar cells and battery.

In the FBH mode factory setting, the sensor sends a 'Motion' telegram every 60 seconds when motion is detected. If no more motion is detected, a 'No motion' telegram is sent after 2 minutes. At the same time as motion or no motion is detected, brightness values are sent to the Eltako building wireless system.

The sensor sends a status message cyclically about every 17 minutes.

The power supply is an internal 3 V CR2032 button cell and has a service life of several years. The battery is backed by the two solar cells which extend the service life of the battery provided there is sufficient light.

The mounting panel can only be screwed on a flat surface or fixed to the ceiling or wall using the enclosed adhesive film.

We recommend stainless-steel countersunk screws 2.9x25 mm, DIN 7982 C, for screw connections. Both with rawl plugs 5x25 mm and with 55 mm switch boxes. The scope of supply includes an adhesive film, 2 pcs stainless steel countersunk head screws 2.9x25 mm and rawl plugs 5x25 mm.

In FBH mode, the internal 'FBH' jumper is plugged onto both pins and the sensor can be taught in the following actuators:

F4HK14, FDG14, FDG71, FGM, FHK14, FHK61, FLC61, FSG14, FSG71, FSR14, FSR61, FSR71, FTN14, FTN61, FUD14, FUD61, FUD71, FZK14, FZK61.

If the 'FBH' jumper is only plugged onto one pin, the device switches over to TF mode:

If the 'active' jumper is plugged onto one pin, the sensor sends data to the semiautomatic motion detector. Taught-in light actuators and dimming actuators switch off automatically when no motion is detected for 5 minutes. Switch-on takes place by the light sensor.

When the 'active' jumper is plugged onto both pins, fully automatic motion detection is active. Use the internal potentiometer to set the brightness threshold at which the sensor sends a 'Motion' telegram.

When motion is detected, the sensor sends a 'Motion' telegram every 60 seconds. If no more motion is detected, a 'No motion' telegram is sent after 2 minutes.

The sensor sends a status message cyclically every 17 minutes.

In TF mode the sensor can be taught-in in the following tap-radio actuators:

FL62, FD62, FTA55L, FTA55D and FSLA.

Start-up and installation:

1. Carefully raise the front panel using a small screwdriver and remove the battery insulation.
2. If the sensor is bonded, please skip Point 3.
3. If you screw the mounting plate, first remove the electronics together with the front panel. This is done by levering up the electronics from the mounting plate at centre left using a small screwdriver. Remove the frame from the mounting plate. Unscrew the mounting plate and snap the frame back on. Then snap the electronics back into the mounting plate.
4. After adjustment and teach-in, snap the front panel back on. To replace the battery, carefully lift the front panel.

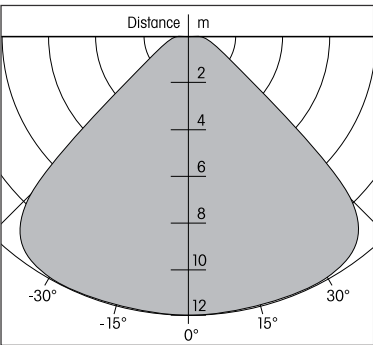
To teach in an actuator set to teach-in mode or the GFVS, press the teach-in button.

FBH-Modus-Data telegram acc. to
EEP: A5-08-01
Data_byte3 = voltage 0-5,1V (0-255)
Data_byte2 = brightness 0-510 lux (0-255)
Data_byte1 = -
Data_byte0 = 0x0D = motion
0x0F = no motion
FBH mode teach-in telegram: 0x20080D85

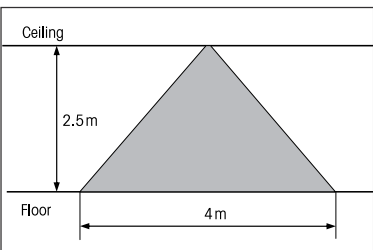
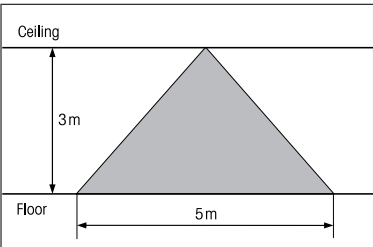
TF mode data telegram acc. to
EEP: A5-07-01
Data_byte3 = -
Data_byte2 = -
Data_byte1 = 0xC8 = semiautomatic motion detection
0xFF = fully automatic motion detection
0x00 = no motion

Data_byte0 = 0x08
TF mode teach-in telegram: 0x1C080D80

Wall mounting



Ceiling mounting



The crossed-out waste container indicates that batteries may not be disposed with other household or commercial waste.



Attention: Danger of explosion if battery is replaced improperly. Only replace it by an equivalent type!


EnOcean wireless

Frequency	868,3 MHz
Transmit power	max. 10 mW

Manuals and documents in further languages



<http://eltako.com/redirect/FBH55ESB->



enocean®

THE UNIQUE WIRELESS **PROFESSIONAL SMART HOME STANDARD**

Frequency	868.3 MHz
Transmit power	max. 10 mW

Hereby, Eltako GmbH declares that the radio equipment type FBH55ESB- is in compliance with Directive 2014/53/EU.

The full text of the EU declaration of conformity is available at the following internet address: eltako.com

Must be kept for later use!

Eltako GmbH

D-70736 Fellbach

Technical Support English:

+49 711 94350025

technical-support@eltako.de

eltako.com

28/2022 Subject to change without notice.