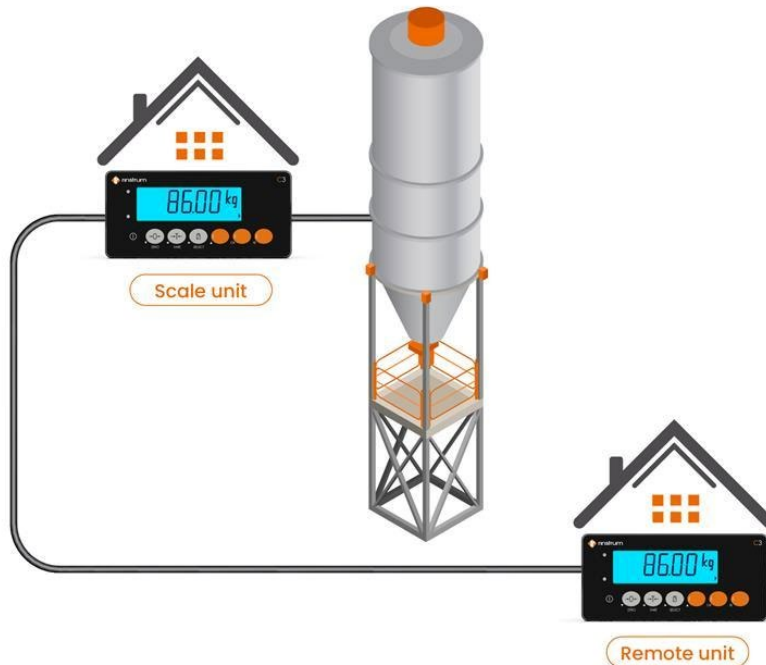


Application

An upstairs hopper scale with a **C320** indicator is connected to second C320 indicator on the ground floor workstation. Both C320 units are seamless in that they operate the same and accept keystroke commands no matter where the operator is. Calibration can even be performed at either location.



- When the connection is established between Mixer Workstation (Scale unit) and Ground Floor (Remote unit), The Remote indicator will mimic the scale indicator.
- This includes all display features like weight value, unit, annunciators, backlight colour, and error messages.
- All operator functions like remote zero, tare, gross/net, units switching, and print can be done from the remote unit.

The connection between the C320s can be configured from the setup menu serial communication section.

Components



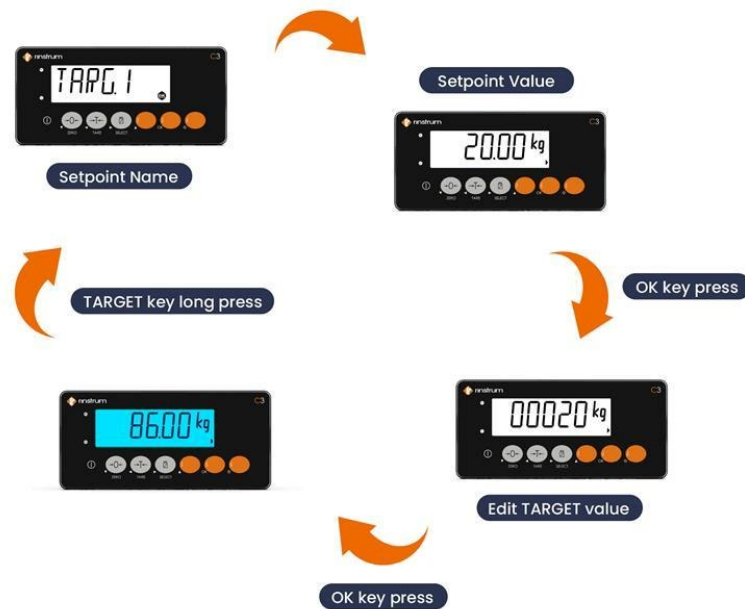
C320 Indicator x 2



0351
RS232/485 serial crossover Cable

Operation

- TARGET key is generally used to view and edit setpoint target values (OVER, UNDER, PASS, Status, Weigh In and Weigh Out). In this system both scale unit and remote unit can be used to edit setpoint targets.

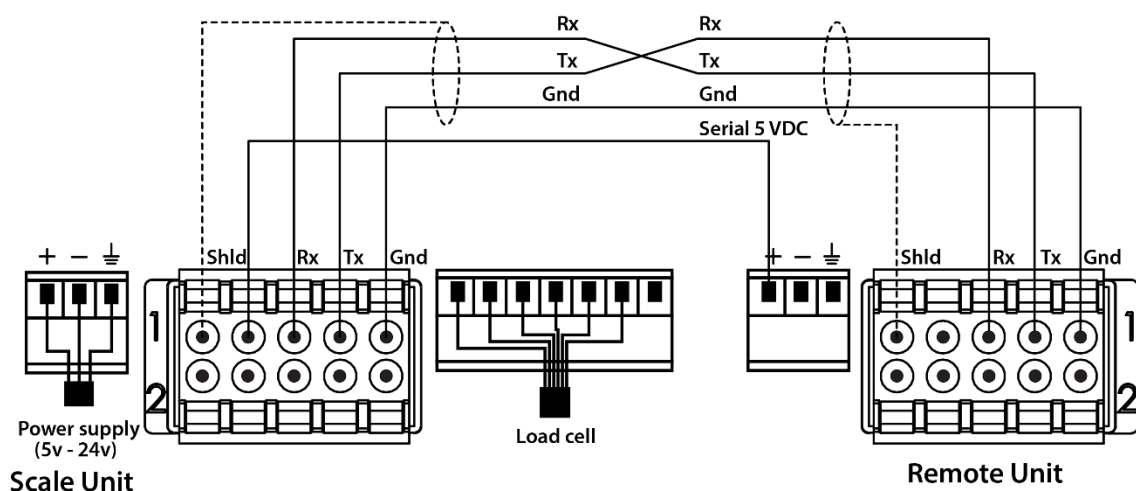


- Long press TARGET function key will show first set point name and target.
- Use OK to enter edit mode and use the ARROW keys to edit the setpoint target.
- OK to save changes.

Hardware configuration

2 C320 indicators should be connected by a serial crossover cable.

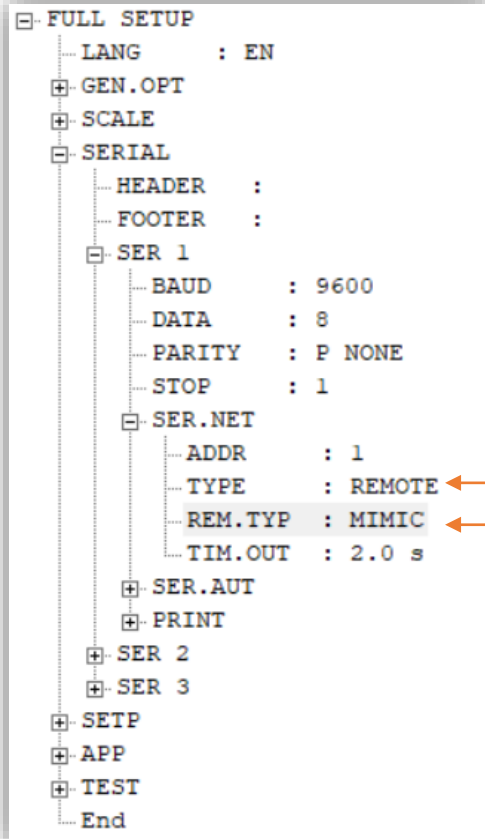
- Serial Output to a second indicator**



Setup menu configuration – remote unit (without load cells connected)

To enter the setup mode using the viewer software. Place rinLINK on front optical port.

- **FULL SETUP**



This should be REMOTE. When this is set, this unit will work as the remote unit.

As we are using 2 C3 units as scale unit & remote unit this is set to MIMIC.

NOTE: A C3 indicator can also be configured as a remote unit, to another Rinstrument indicator using REM.TYPE - REM.M. The main C320 unit does not require any special configuration.

*For more information refer to the **C300-600** C320 Reference Manual.*