

LIVING.AI

EMO AI Desktop Pet
Feeding Manual

7 Days

To build a friendship with EMO

www.living.ai

Introduction of EMO

Built with multiple sensors and cutting-edge technologies, EMO is a cool desktop AI robot pet with real character. He can self-explore the world and react to you with 1000+ faces and movements.

EMO cheers you up with music, dance and games! EMO is also a great helper that wakes you up, turns on the light, takes pictures and answers your questions, for a truly life-like pet on your desktop!

With a design inspired by pop culture, EMO is born with a stylish look. The shining purple and indigo-blue shows off his fashion sense with a nod toward street style.

Get to know EMO



What's included



EMO X 1



Adapter X 1




User Manual X 1




Wireless Charger X 1

Preparation for EMO's arrival

1. A tidy and spacious table, Light colors are better than dark ones.



Tables with rounded edges are not recommended.



2. A 2.4G WIFI (5G is not supported) connected to the internet.
Bluetooth connected automatically to use the smart light.



3. Install EMO app from App Store or Google Play.



EMO in his new home



Power EMO up. (Align EMO's feet with the charging coil by magnetic force).



Connect EMO with the APP and config the network for EMO.



EMO explores his new home.

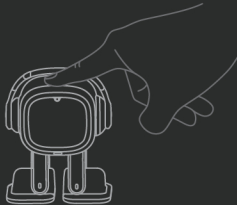


Let EMO have a rest.

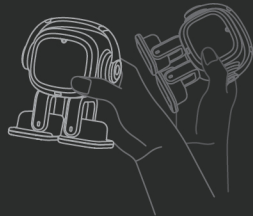
Some interactions with EMO



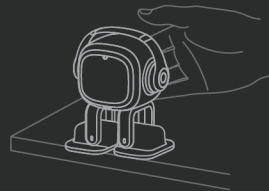
1 Pick EMO up.



2 Touch EMO's head.



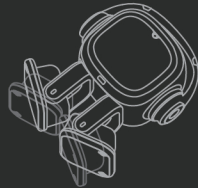
3 Shake EMO to dizziness.



4 Carefully push EMO to the edge of the table.



5 Get in the way of EMO.



6 Let EMO lay down.

Call EMO his name

Try to call "EMO" correctly to wake up EMO.

Try to wake him up while he's charging, wandering or sleeping, at least 10 times.

Gradually master the skill of waking up him until he responds every time you call him "EMO".



Ask EMO to show skills



EMO, what's the weather!



EMO, it's my birthday.



EMO, play by yourself.



EMO, take a photo.



EMO, set a ten second timer.



EMO, go to sleep.

Introduce yourself to EMO

You can build a relationship with EMO by saying hello.

You can say:

"EMO, nice to meet you".

After the first greeting, if EMO is ready to know you, he will ask your name, You can answer like this:

"EMO, my name is Andy".

If EMO is not ready to know you, don't worry, you can spend more time playing with him.



Enjoy music with EMO

EMO is a super singer and dancer.

He can sing and dance by himself, or dance to external music.

You can say:

EMO, music!

EMO, dance for me!

You can also say:

EMO, listen to the music.




EMO will sing and dance by himself.

Then you can play the music on your phone.
EMO will dance follow the beat.


Play games with EMO

Connect to the App and unlock interactive games designed for EMO on your phone.

The number and types of games will increase over time.



Angry EMO



Dance repeat



Drop the beat



Treasure hunt

Alexa/Google assistant built-in

Log in your Alexa account to get all the functions of Alexa.
EMO becomes a real voice assistant, just like Amazon Echo or Google Home.



Wake EMO up by using the keyword "Alexa" or "Hey Google". You can listen to online music and ask any questions.

EMO smart light

If you need a nighttime bathroom break, you won't need to search for the light switch—simply say "EMO, turn on the light".
Just plug the light into the socket, no need to configure the network, EMO can automatically find it and connect.



Support up to 4 lights, RGB colors.



Support manual touch mode.

Matters need attention

- EMO contains important parts, please handle with care.
- Please keep EMO dry and clean.
- Please keep EMO away from fire source, high temperature and direct sunlight.
- Please avoid squeezing, dropping and violent collision.
- Please do not forcibly rotate the servos.

LIVING.AI

Product name: EMO PET

Product model: EMO 1

Product dimensions: 95×67×118mm

Manufacturer: Living Technology Co., Ltd.

Made in China

FCC Statement

This equipment has been tested and found to comply with the limits for a Class B digital device, pursuant to part 15 of the FCC Rules. These limits are designed to provide reasonable protection against harmful interference in a residential installation. This equipment generates, uses and can radiate radio frequency energy and, if not installed and used in accordance with the instructions, may cause harmful interference to radio communications. However, there is no guarantee that interference will not occur in a particular installation. If this equipment does cause harmful interference to radio or television reception, which can be determined by turning the equipment off and on, the user is encouraged to try to correct the interference by one or more of the following measures:

- Reorient or relocate the receiving antenna.
- Increase the separation between the equipment and receiver.
- Connect the equipment into an outlet on a circuit different from that to which the receiver is connected.
- Consult the dealer or an experienced radio/TV technician for help.

Caution: Any changes or modifications to this device not explicitly approved by manufacturer could void your authority to operate this equipment.

This device complies with part 15 of the FCC Rules. Operation is subject to the following two conditions: (1) This device may not cause harmful interference, and (2) this device must accept any interference received, including interference that may cause undesired operation.

RF Exposure Information

The device has been evaluated to meet general RF exposure requirement. The device can be used in portable exposure condition without restriction.