




Customer Service

 Warranty: 36-Month Limited Warranty

 Support: Lifetime Technical Support

 Email: support@govee.com

 Official Website: www.govee.com

 @Govee  @govee_official  @govee.official

 @Goveeofficial  @Govee.smarthome



Govee Home App

For FAQs and more information,
please visit: www.govee.com

FCC and ISED Canada Statement

This device complies with Part 15 of the FCC Rules and Industry Canada licence-exempt RSS standard(s). Operation is subject to the following two conditions:

- (1) This device may not cause harmful interference, and
- (2) This device must accept any interference received, including interference that may cause undesired operation.

Warning: Changes or modifications not expressly approved by the party responsible for compliance could void the user's authority to operate the equipment.

Le présent appareil est conforme aux CNR d'Industrie Canada applicables aux appareils radio exempts de licence. L'exploitation est autorisée aux deux conditions suivantes :

- (1) l'appareil nedit pas produire de brouillage, et
- (2) l'utilisateur de l'appareil doit accepter tout brouillage radioélec trique subi, même si le brouillage est susceptible d'en compromettre le fonctionnement.

NOTE: This equipment has been tested and found to comply with the limits for a Class B digital device, pursuant to Part 15 of the FCC Rules.

These limits are designed to provide reasonable protection against harmful interference in a residential installation. This equipment generates uses and can radiate radio frequency energy and, if not installed and used in accordance with the instructions, may cause harmful interference to radio communications. However, there is no guarantee that interference will not occur in a particular installation. If this equipment does cause harmful interference to radio or television reception, which can be determined by turning the equipment off and

on, the user is encouraged to try to correct the interference by one or more of the following measures:

1. Reorient or relocate the receiving antenna.
2. Increase the separation between the equipment and receiver.
3. Connect the equipment into an outlet on a circuit different from that to which the receiver is connected.
4. Consult the dealer or an experienced radio/TV technician for help.

This Class B digital apparatus complies with Canadian ICES-005. Cet appareil numérique de la classe B est conforme à la norme NMB-005 du Canada.

Govee is a trademark of Shenzhen Intellirocks Tech. Co., Ltd. Copyright ©2021 Shenzhen Intellirocks Tech. Co., Ltd. All Rights Reserved.

FCC and IC Radiation Exposure Statement

This equipment complies with FCC and IC radiation exposure limits set forth for an uncontrolled environment. This equipment should be installed and operated with minimum distance 20cm between the radiator & your body.

la distance entre l'utilisation et l'appareil ne doit pas être inférieure à 20 cm.

This device uses a non-replaceable light source. When the light source reaches the end of its life cycle, this device should be replaced. Not intended for illumination. Only used for creating ambiance.

1. Do not connect the rope light to the supply while it is in the packing or wound onto a reel;
2. Do not use the rope light when covered or recessed into a surface;
3. Do not open or cut the rope light ;

The Bluetooth® word mark and logos are registered trademarks owned by Bluetooth SIG, Inc. and any use of such marks by Shenzhen Intellirocks Tech. Co., Ltd. is under license.

Responsible party :

Name: GOVEE MOMENTS(US) TRADING LIMITED

Address: 13013 WESTERN AVE STE 5 BLUE ISLAND IL 60406-2448

Email: support@govee.com

Contact information: <https://www.govee.com/support>



User Manual

Model: H705A

Govee RGBIC Permanent Outdoor Lights

READ AND SAVE THESE INSTRUCTIONS

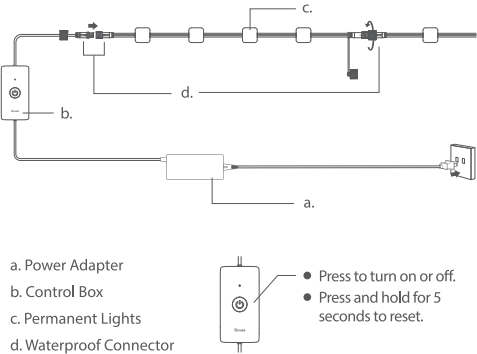
Safety Instructions

- This product is rated as IP67 Waterproof. It can be used outdoors but be immersed in water is not recommended.
- The control box and power adapter are both rated as IP65. They can be used outdoor but cannot be immersed in water.
- To prevent the light string from falling down, ensure it is installed with both the adhesive tape and the clips.
- Tighten up the waterproof cap before using the light.
- Do not allow children to assemble and install this product.
- Avoid installing this product near major heat sources or other dangerous sources.
- Avoid using other non-standard adapters for this product.
- External dimmer cannot be used with this product.
- Use this product with the provided power adapter only.

What You Get

Item	Quantity
Light string	6
Power Adapter	1
User Manual	1
Quick Start Guide	1

At a Glance



Pairing Your Light with Govee Home App

What You Need

- A Wi-Fi router supporting the 2.4GHz and 802.11 b/g/n bands. 5GHz is not supported.
- A smartphone or tablet running iOS 8.0 (or above) or Android 4.3 (or above).



- 1 Download Govee Home app from the App Store (iOS devices) or Google Play (Android devices).
- 2 Turn on the Bluetooth on your smartphone.
- 3 Open the app, tap the "+" icon in the top right corner and search for "H705A".
- 4 Tap the device icon and follow the on-screen instructions to complete pairing.

Controlling the Light with Your Voice

- 1 Open the app, then tap the device icon to enter the details page. Tap the setting icon in the top right corner.
- 2 Select Using Guidance and follow the on-screen instructions to
- 3 control the device using your voice.

Specifications

Power Input (Adapter)	100-240VAC 50/60Hz
Power Input (Light)	36VDC 2A
Length	100ft
Waterproof	Light string: IP67 Control box: Rainproof Adapter: Rainproof
Light Displaying Technology	RGBIC
Working Temperture	-20° to 45°C (-4° to 113°F)

Troubleshooting

- 1 The adhesive tape is not strong enough. Use the clips to secure the strip lights firmly during installation.
- 2 Cannot connect to Bluetooth.
 - a. Do not skip the Bluetooth connection in the app.
 - b. Ensure the Bluetooth on your smartphone has been turned on.Your smartphone may be incompatible with Govee Home app. Try using a different smartphone then reconnect.
 - a. Power the light and your smartphone's Bluetooth off then on, then try again.
 - b. Ensure that your smartphone is within 1m/3.28ft of the light when connecting.
 - c. Clear any obstructions that are between the light and your smartphone.
- 3 The light do not display the selected color fully/Some LED beads do not light up.

Please contact the Govee support team for rapid product replacement.

- 4 Cannot sync the light to the beat of my music.
 - a. Move the control box closer to the music source.
 - b. Clean the mic on the control box then try again.
- 5 Cannot connect to Wi-Fi.
 - a. Do not skip the Wi-Fi connecting steps in the app.
 - b. 5GHz network is not supported. Please set the router to 2.4GHz and then reset it.
 - c. Connect your smartphone to Wi-Fi and check whether the network works well.
 - d. Make sure you have entered the correct Wi-Fi name and password.
 - e. Change your Wi-Fi password to a brief one. 8 numbers and letters are suggested.
 - f. Connect hotspot in your phone to the lights and check whether the router works with the lights.
- 6 Cannot connect to Alexa.
 - a. Pull out every connective part of the lights and firmly re-connect them.
 - b. Re-connect your smartphone to Wi-Fi.
 - c. Plug out the adapter port and re-plug it in.