

Installation and Setting Instructions

TP6000M & TP6000MA Electronic Programmable Thermostats

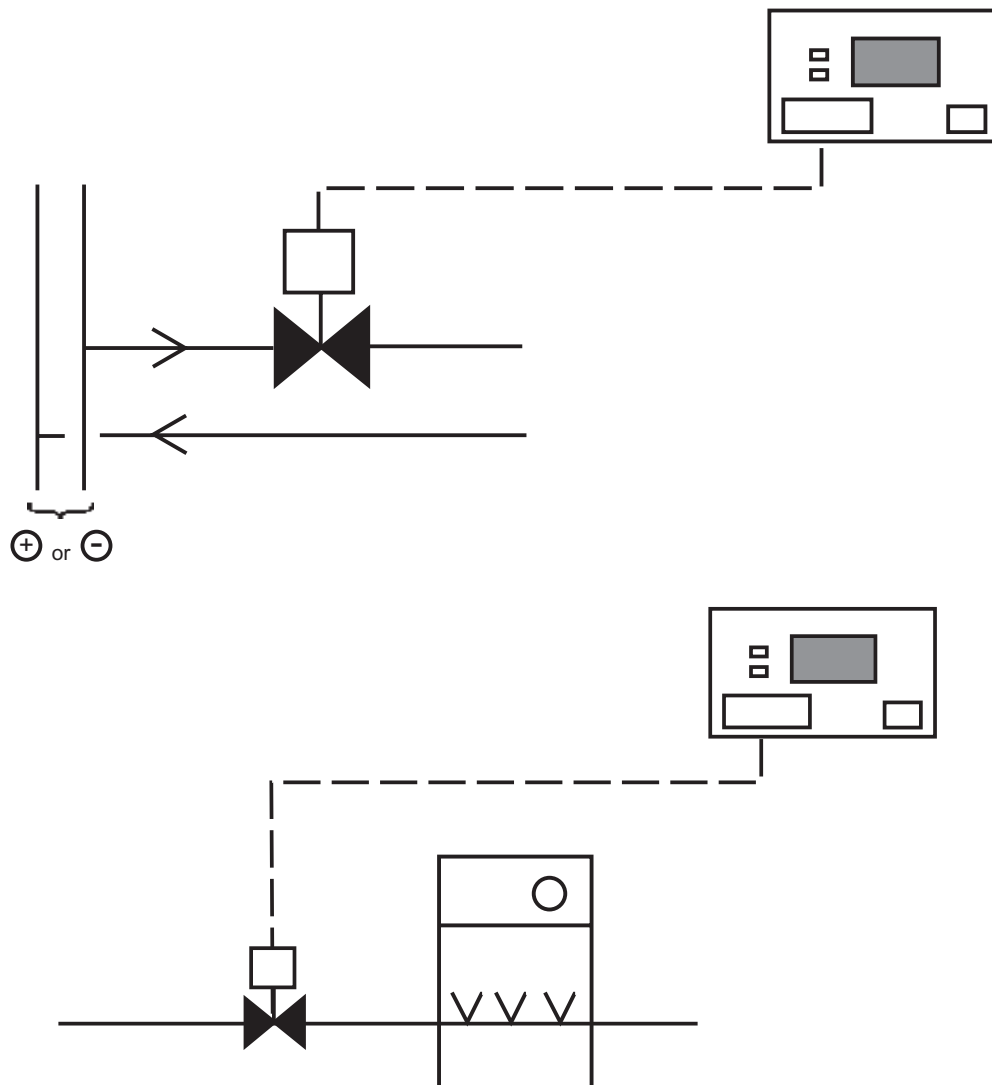
Specification

Power supply:	230 volt powered models - 210-250 Vac, 50/60Hz
Temperature range:	Off-5-30°C
Temperature accuracy:	± 0.5°C
Voltage rating of contacts:	20-250 Vac, 50/60Hz
Current rating of contacts:	10mA - 3A resistive, 1A inductive
Switching action:	Voltage free SPDT contacts, Type 1B
Time accuracy:	± 1 minute
Memory retention:	15 days
IP rating:	IP30
Dimensions (mm):	130 x 100 x 38 (W x H x D)
Control pollution situation:	Degree 2
Rated impulse voltage:	2.5 KV
Ball pressure test:	75°C

Ordering Details

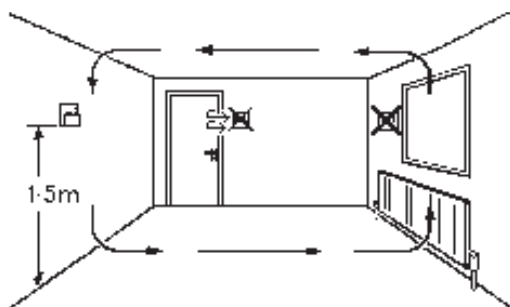
Type	Code No.	Description
TP6000M	087N728600	5/2 day programmable room thermostat with built-in sensor
TP6000MA	087N728700	5/2day programmable room thermostat with remote sensor

Applications

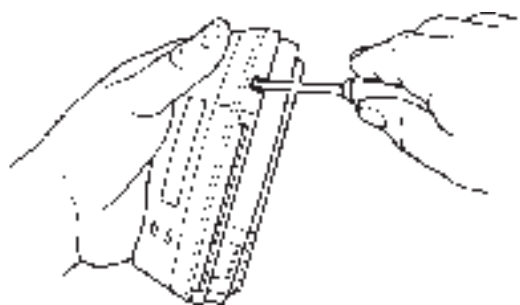


Installation

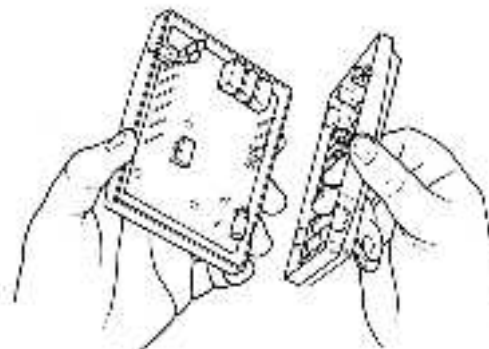
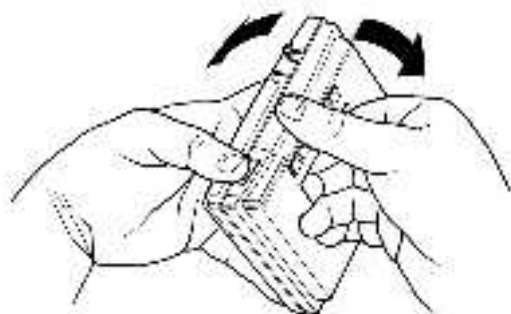
1. Thermostat Location



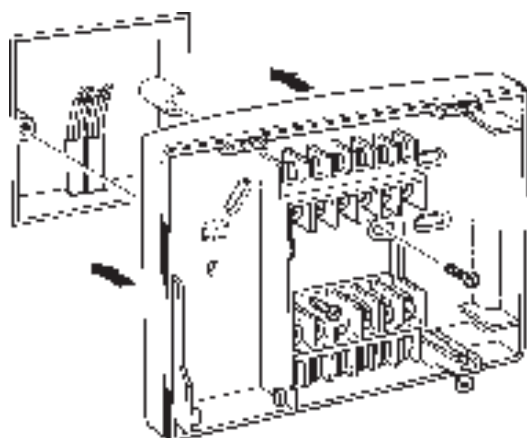
2. Unpacking the Thermostat



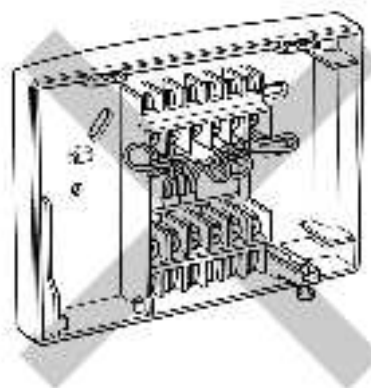
3. Separating the Wallplate



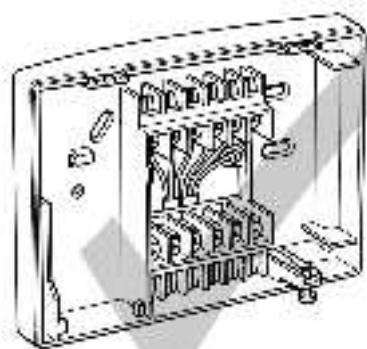
4. Fitting the Thermostat to the Wall



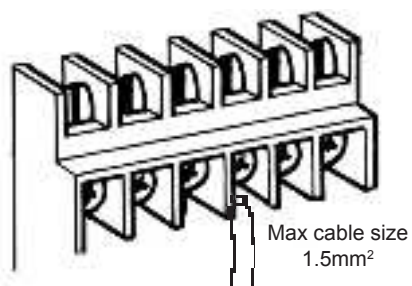
5. Wiring Access - Incorrect



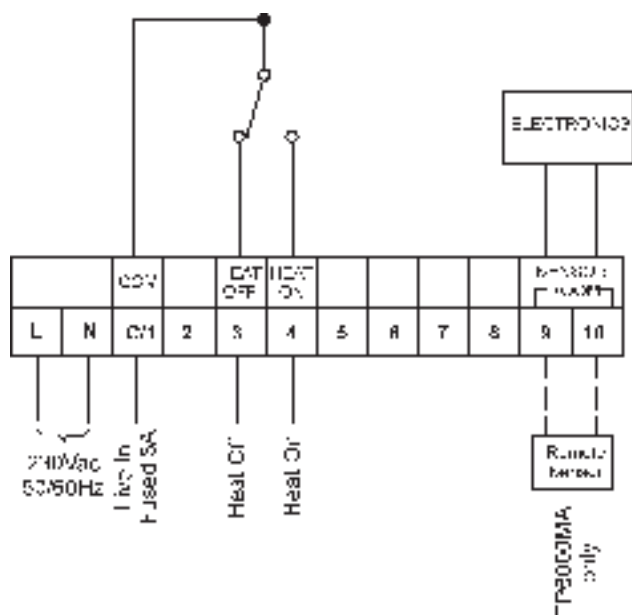
6. Wiring Access - Correct



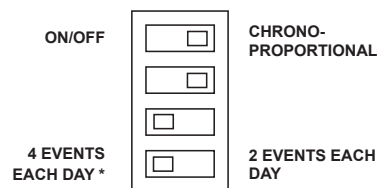
7. Cable Size



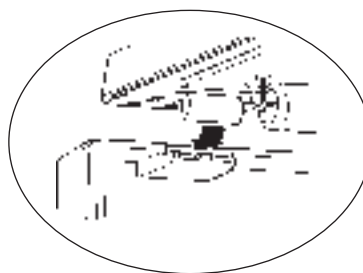
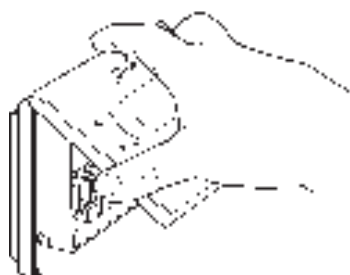
Wiring Connections



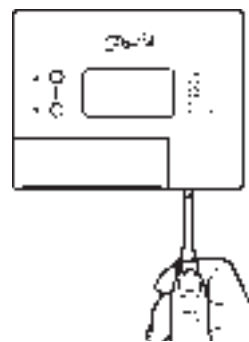
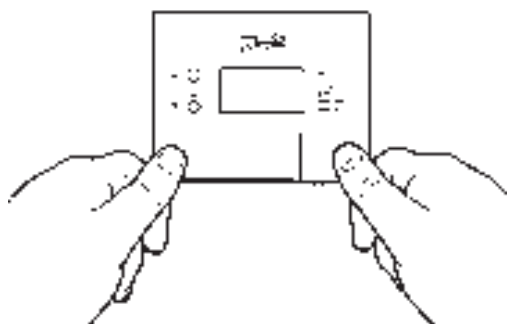
DIL Switch Settings (see rear of circuit board)



Fitting the Thermostat to the Wallplate



Ensure unit is firmly in place





Danfoss can accept no responsibility for possible errors in catalogues, brochures and other printed material. Danfoss reserves the right to alter its products without notice. This also applies to products already on order provided that such alterations can be made without subsequent changes being necessary in specifications already agreed.

Danfoss Randall Limited

Ampthill Road,
Bedford, MK42 9ER
Tel: (01234) 364621 Fax: (01234) 219705
Email: danfosrandall@danfoss.com
Website: www.danfoss-randall.co.uk

