



Power on the radio



Activate Bluetooth mode by toggling through with the "mode" button



Activate Bluetooth antenna by pressing and holding the "Bluetooth" button for two seconds
(logo will flash on the LCD screen when radio is scanning)



Tap the "settings" button



Slide button to activate Bluetooth



Select "Milwaukee" to pair with radio. When prompted for a pin, it's: "0000"

M18™ Jobsite Radio/Charger Bluetooth Pairing Instructions (Android)



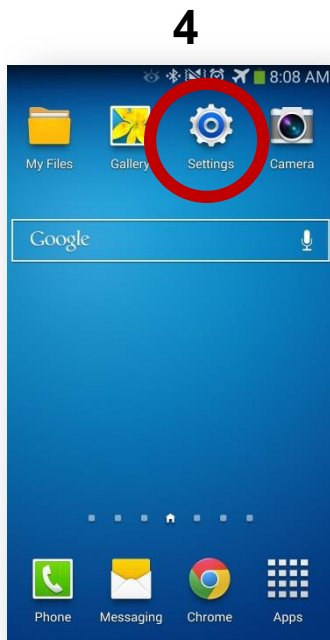
Power on the radio



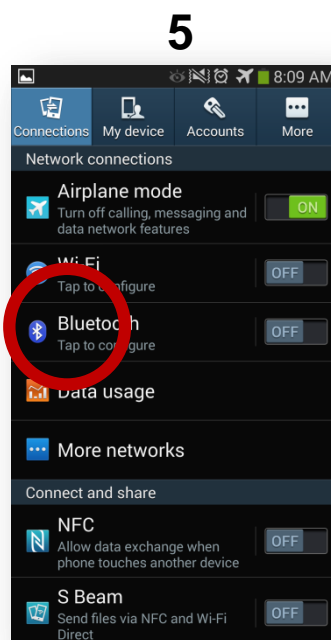
Activate Bluetooth mode by toggling through with the "mode" button



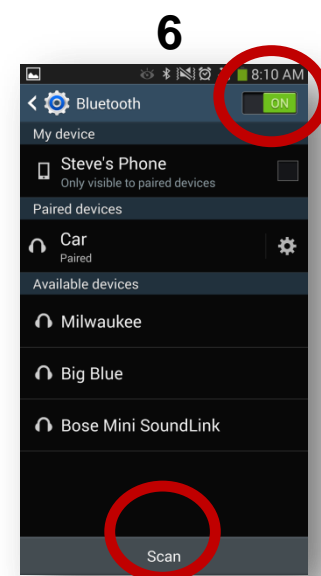
Activate Bluetooth antenna by pressing and holding the "Bluetooth" button for two seconds



Tap the "settings" button



Tap "Bluetooth" button to enter settings



Turn on Bluetooth, press the "scan" button at the bottom of the screen. Select "Milwaukee" to pair with radio. When prompted for a pin, it's: "0000"