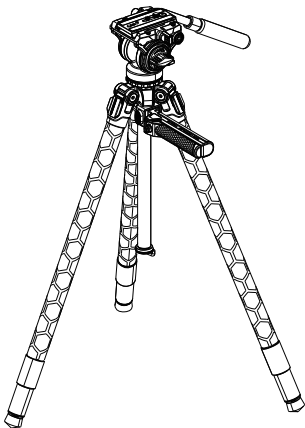


SmallRig × *POTATO JET*



TRIBEX SE Hydraulic Tripod

TRIBEX SE 一键全开液压三脚架

Operating Instruction | 操作指引

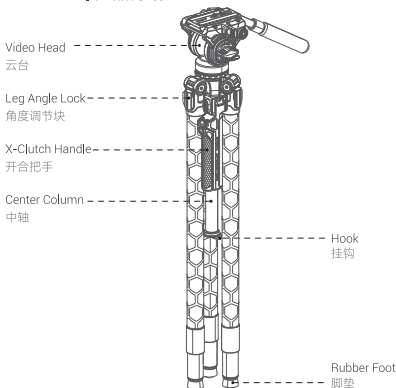


- Thank you for purchasing SmallRig's product.
感谢您购买 SmallRig 产品。
- Please read this Operating Instruction carefully.
使用本产品之前，请仔细阅读操作指引。
- Please follow the safety warnings.
请注意所有警告提示并遵循使用操作指引的所有指令。

In the Box | 包装清单

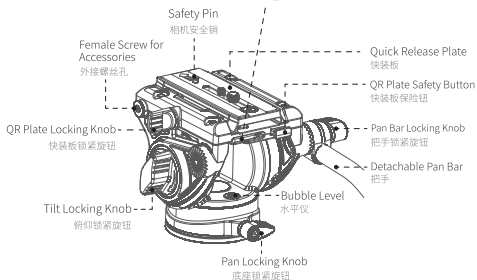
Tripod 三脚架	× 1	Carrying Bag 收纳包	× 1
Allen Wrench 六角扳手	× 1	Operating Instruction 操作指引	× 1
Smartphone Holder 手机夹	× 1		

Product Details | 产品介绍

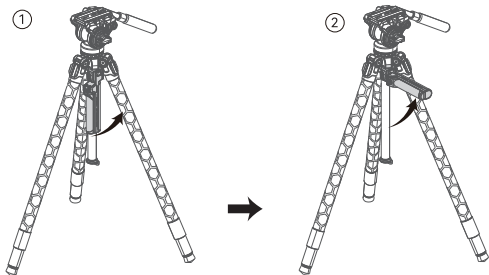


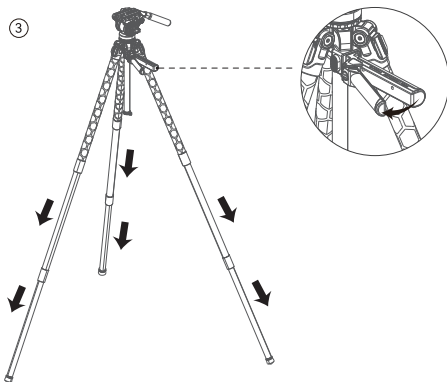


Built-in Allen Wrench
内置六角扳手

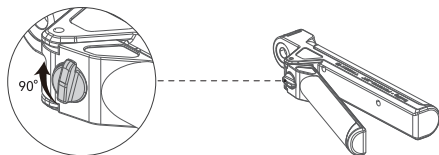


Setup Tripod | 展开三脚架





Fold X-Clutch Handle | 收纳把手



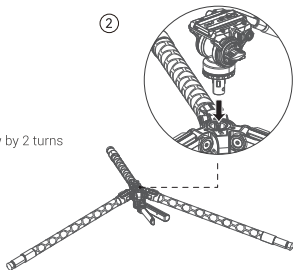
Use Low Angle | 使用低角度

①

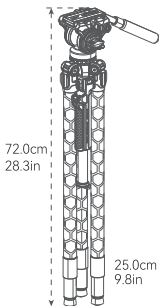


Loosen the screw by 2 turns
拧松2圈螺丝

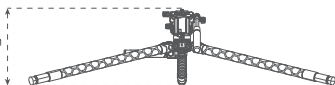
②

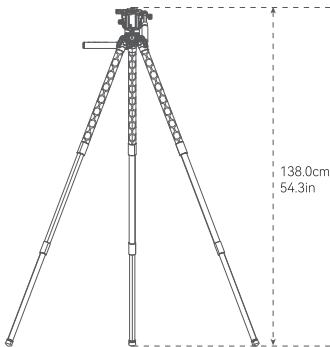


Operating Altitude | 工作高度



25.0cm
9.8in





Specifications | 产品参数

Product Dimensions 产品尺寸	720.0 × 140.0 × 120.0 mm / 28.3 × 5.5 × 4.7in
Package Dimensions 包装尺寸	800.0 × 150.0 × 150.0 mm / 31.5 × 5.9 × 5.9in
Product Weight 产品重量	3.7 ± 0.1kg / 8.1 ± 0.2lbs
Package Weight 包装重量	5.4 ± 0.1kg / 11.8 ± 0.2lbs
Operating Altitude 工作高度	25.0 – 166.0cm / 9.8 – 65.3in
Storage Length 收纳高度	72.0cm / 28.3in
Tilt Range 俯/仰角度	+ 90° / -65°
Counterbalance Payload 动平衡反弹力	Fixed 4.0kg / 8.8lb
Tilt Control 俯仰阻尼档位	Fixed / 固定式
Pan Control 水平阻尼档位	Fixed / 固定式
Head Payload 云台承重	6.0kg / 13.2lb
Handle Length 手柄长度	23.0 – 36.0cm / 9.0 – 14.2in
Leg Section 脚管节数	3
Legs Diameter 脚管直径	29.5mm – 25.5mm – 22mm / 1.16in – 1.0in – 0.86in
Fluid Head Base Diameter 云台底座直径	55.0mm / 2.16in
Center Column Base Diameter 中轴底座直径	23.0 – 36.0cm / 9.0 – 14.2in
Leg Angles 角度调节	22° / 55° / 81°
Material(s) 主要材料	Aluminum Alloy, POM, Stainless Steel, Silicone 铝合金、POM、不锈钢、硅胶

Note | 注意事项

1. Before shooting, make sure the head and tripod locking status are in normal condition.
拍摄前，确保云台、脚架锁紧状态都处于正常状态。
2. Avoid use in sandy or dusty environments to prevent the risk of damage.
避免在沙尘环境下使用，否则有损坏风险。
3. After using the short center column, mounted on the center column, need to ensure that the locking status.
使用短中轴后，安装在中轴上，需要确保锁紧状态。
4. Max payload of head: 6.0kg / 13.2lb (center column raised, leg angle at 22°, height at 166.0cm / 65.3in).
云台建议承重为6.0kg（升中轴，脚管角度22°，166.0cm高度）。
5. The weight capacity of the tripod head is not the absolute limit; it varies depending on the type of equipment, lenses used, accessories attached, and changes in the center of gravity.
云台承重性能非极限性能，承重性能因设备的种类，搭配的镜头，使用的套件，重心的变化而不同。
6. Max payload of tripod: 15.0kg / 33lbs (center column not raised, tripod head detached, leg angle at 22°, height at 130.0cm / 51.2in).
脚架承重15.0kg（不升中轴，云台拆卸，脚管角度22°，130cm高度，垂直承重）。
7. After soaking in water, it needs to be dried before use.
脚架泡水后，需要晾干后使用。

Service & Warranty

Please keep your original receipt and guarantee card. Be sure the dealer has written on it the date of purchase and SN of the product. These are required for warranty service.

After-sale Warranty Terms

SmallRig products are entitled to warranty services as of the date of payment.

- Electronic products (except V mount battery): 1-year warranty.
- V mount battery: 2-year warranty.
- Non-electronic products: 2-year warranty.

Note: In case of any conflict between our warranty period policy and applicable laws and regulations of the country / region where the products are sold, the latter shall prevail.

This Warranty Does Not Cover

1. If users fail to adhere to the "Operating Instruction" or any "Warnings" stated in the user manual, resulting in a quality failure, it falls outside the scope of warranty coverage.
2. The product identification or SN label is removed or defaced in any way.
3. Product damage caused by problems not attributable to the quality of the products such as improper use of the products.
4. Product damage caused by unauthorized modification, disassembly, repair and other acts.
5. Product damage caused by fires, floods, lightning and other force majeure factors.

Warranty Mode

- For the products within the scope of warranty, SmallRig will repair or replace them on the basis of specific failures; the repaired / replaced products / parts are entitled to the remaining part of the original warranty period.

Contact Information

- You're advised to contact the online customer service personnel of corresponding shopping platform and submit a repair service application.
 - You may also apply for repair service through SmallRig's service email.
- Service Email: support@smallrig.com

保修条款

请保留您的原始购买单据及保修卡,同时包含您的购买日期、产品序列号等,这些资料质保服务时均需要提供。

售后质保条款

SmallRig产品自下单付款之日起享有质保服务。

- 电子产品(除V口电池): 1年质保。
- V口电池: 2年质保。
- 非电子产品: 2年质保。

注:若销售地国家或地区的适用法律法规有冲突的,以销售地国家或地区有关质保期的法律法规为准。

质保无效说明

1. 当用户违反操作指引或用户手册中“重要提示”任何一条导致的质量失效,不在质保范围内。
2. 产品序列号标识已经被撕毁或无法辨识,不在质保范围。
3. 产品使用不当等非产品本身质量问题,而造成的产品损坏,不在质保范围。
4. 非官方指导的私自改装、拆解、维修等行为而造成的损坏,不在质保范围。
5. 因火灾、水灾、雷击等不可抗力造成的产品损坏,不在质保范围。

维修方式

- 属于质保范围的,SmallRig 根据产品具体的故障对产品进行维修或更换;维修后的产品 / 部件享受原有保修期的剩余时长。

联系方式

- 建议您优先前往相应购买平台联系在线客服,提出产品维修申请。
- 您也可以通过 SmallRig 服务邮箱申请维修服务。

服务邮箱:support@smallrig.com

Guarantee Card / 保修卡

ID No. ID 编号	
Item Name 产品名称	
Purchase Date 购买日期	
User Name 用户姓名	
Mobile 用户电话	
Address 用户地址	
Receipt 购买单据	

Manufacturer Email: support@smallrig.com

Manufacturer: Shenzhen Leqi Innovation Co., Ltd.

Add: Rooms 101, 701, 901, Building 4, Gonglianfuji Innovation Park, No. 58,
Ping'an Road, Dafu Community, Guanlan Street, Longhua District, Shenzhen,
Guangdong, China.

Consignor: Shenzhen LC Co., Ltd.

Add: Room 201, Building 4, Gonglianfuji Innovation Park, No. 58, Ping'an Road,
Dafu Community, Guanlan Street, Longhua District, Shenzhen, Guangdong, China.

制造商: 深圳市乐其创新股份有限公司

地址: 中国广东省深圳市龙华区观澜街道大富社区平安路58号共联富基创新园4栋
101、701、901

委托商: 深圳市乐长科技有限公司

地址: 中国广东省深圳市龙华区观澜街道大富社区平安路58号共联富基创新园4栋201



WE ARE HERE FOR YOU
服务与支持



ETICHETTATURA AMBIENTALE
ENVIRONMENTAL LABELING

执行标准: GB 4943.1-2022、GB/T 26572-2011

LQ-B725-18



GAVIMOSA CONSULTORIA, SOCIEDAD LIMITADA,
CASTELLANA 9144, 28046 Madrid,
compliance.gavimosa@outlook.com



Sea&Mew Accounting Ltd,
Electric Avenue Vision 25, London, Enfield EN3 7GD,
info@seamew.net



CE RoHS



FR
LE TRI
+ FACILE



Boîte 6

+



Papier 5

+



Sachet 3



Made in China | 中国制造

Séparez les éléments avant de trier