



RAZER PHONE COOLER CHROMA

MASTER GUIDE

Defeat the heat with the **Razer Phone Cooler Chroma**. Powered by advanced cooling technology for enhanced gaming performance and Razer Chroma™ RGB for true lighting customization. Stay cool when the smartphone battle heats up.

CONTENTS

1. WHAT’S INSIDE / WHAT’S NEEDED3

2. LET’S GET YOU COVERED4

3. TECHNICAL SPECIFICATIONS5

4. GETTING STARTED.....6

5. CUSTOMIZING THE COOLING FAN7

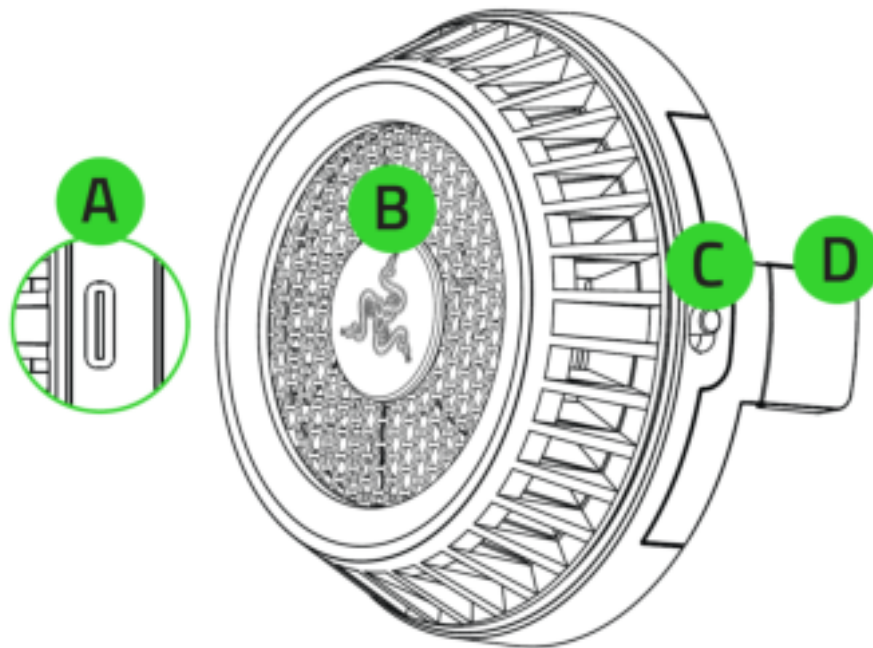
6. SAFETY AND MAINTENANCE8

7. LEGALESE.....9

1. WHAT'S INSIDE / WHAT'S NEEDED

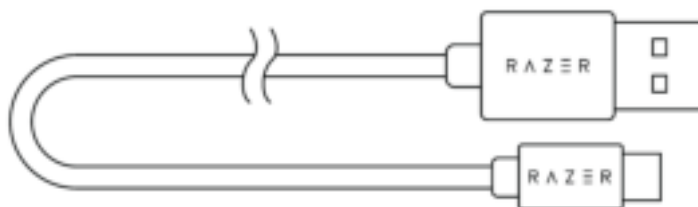
WHAT'S INSIDE

- Razer Phone Cooler Chroma



- A. USB Type-C port
- B. Cooling fan Powered by Razer Chroma™ RGB
- C. Power switch
- D. Retractable phone clamp

- USB Type-C power cable



- Important Product Information Guide

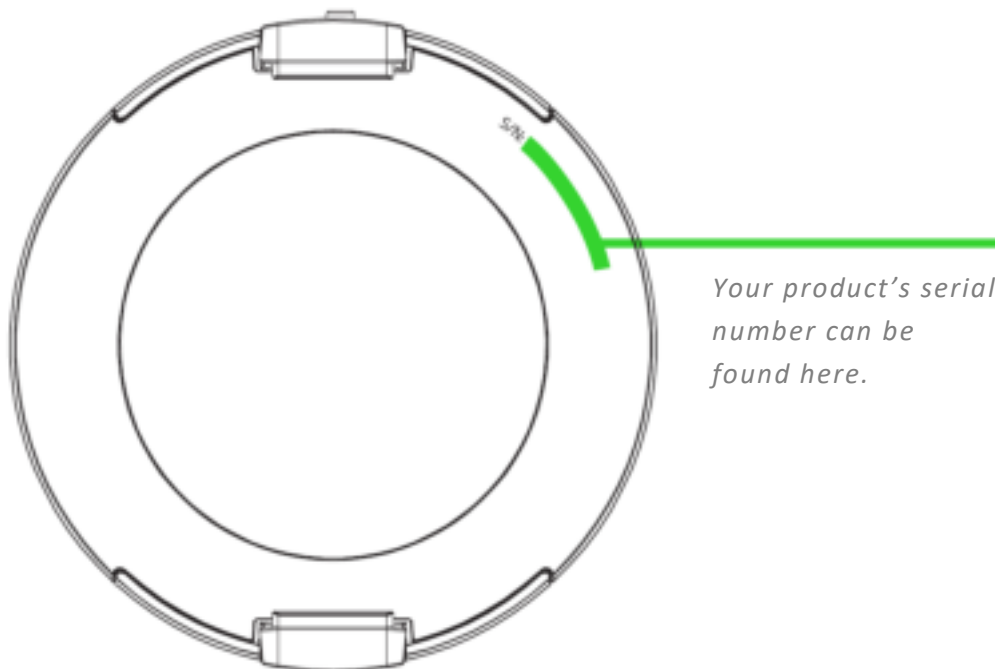
WHAT'S NEEDED

- Smartphone with Bluetooth connectivity*
- Android 8.1 Oreo / iOS 12 (or higher)
- 5V 2A USB power adapter
- Internet connection for app installation

**Compatible with smartphone widths of up to 88 mm / 3.46 in.*

2. LET'S GET YOU COVERED

You've got a great device in your hands, complete with a 1-year limited warranty coverage. Now maximize its potential and score exclusive Razer benefits by registering at razerid.razer.com



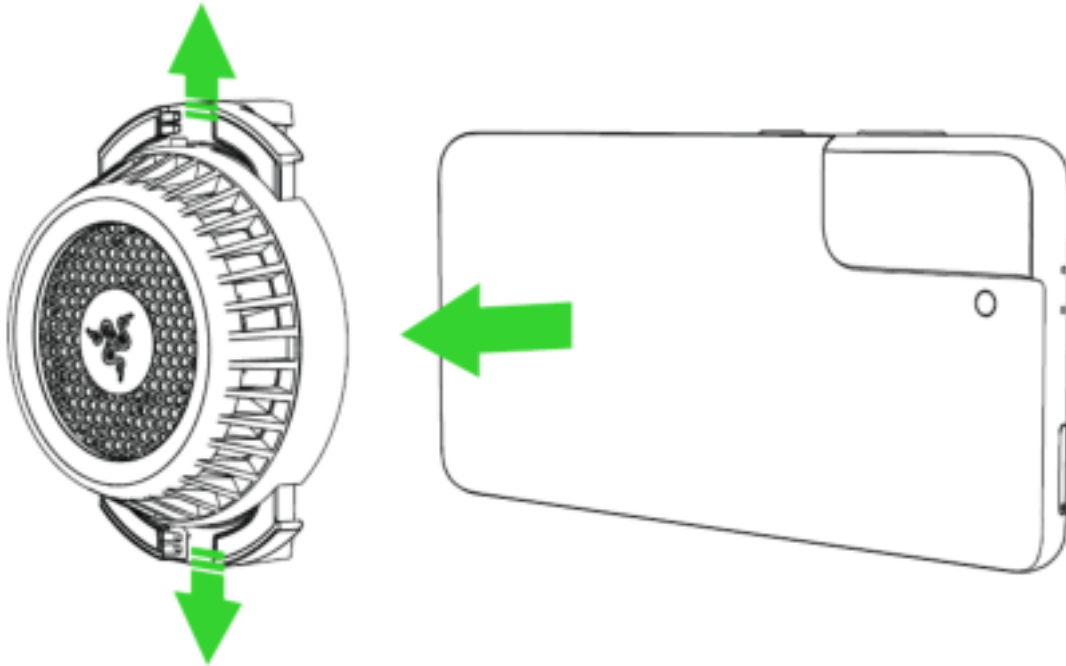
Got a question? Ask the Razer Support Team at support.razer.com

3. TECHNICAL SPECIFICATIONS

- 7-blade fan with up to 6400 rpm
- Quiet 30dB noise profile
- BLE connection to adjust fan properties
- Power switch
- USB Type-C power port
- USB Type-C power cable (1.5m)
- LED indicates pairing and power status

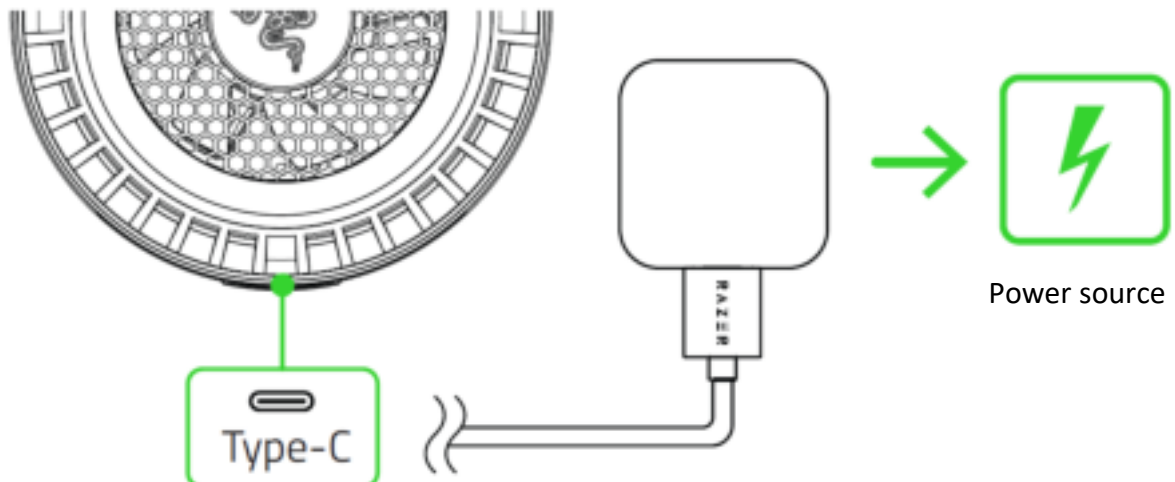
4. GETTING STARTED

1. Peel off the protective film on the back of the cooling fan.
2. Pull out the retractable phone clamp, place your smartphone in, and adjust the cooling fan's position as desired.

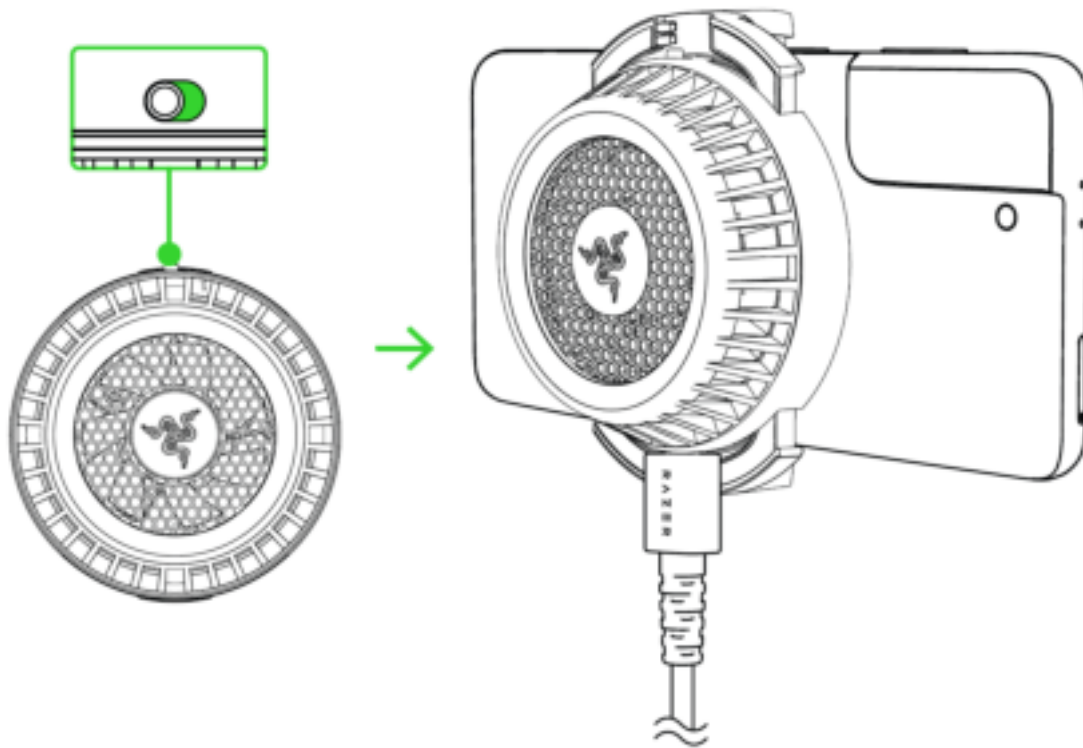


Some phone cases are made of heat-insulating material. To ensure optimum cooling, remove your phone case or any attached accessory before using the cooling fan.

3. Connect the cooling fan to a compatible USB power adapter (not included) using the USB Type-C power cable.



4. Switch on the cooling fan. The cooling fan will begin dissipating heat away from your smartphone.



5. CUSTOMIZING THE COOLING FAN

From customizing its lighting effects to changing its fan speed, the cooling fan comes with its own mobile app designed to unleash its features for greater style and better gaming immersion wherever you are.

RAZER PHONE
COOLER



1. Download the mobile app on your smartphone.
2. Launch the app and follow the onscreen instructions.

6. SAFETY AND MAINTENANCE

SAFETY GUIDELINES

In order to achieve maximum safety while using the Razer Phone Cooler Chroma, we suggest that you adopt the following guidelines:

Should you have trouble operating the device properly and troubleshooting does not work, unplug the device and contact the Razer hotline or go to support.razer.com for support. Do not attempt to service or fix the device yourself at any time.

Do not take apart the device and do not attempt to operate it under abnormal current loads. Doing so will void your warranty.

Do not leave the cooling fan switched on when your smartphone is not in use.

Moisture may form on the surface of the cooling fan and your smartphone when using these together in humid conditions. If this occurs, wipe off any traces of moisture before using your devices.

Keep the device and its components away from liquid, humidity or moisture. Operate the device and its components only within the specific temperature range of 0°C (32°F) to 40°C (104°F). Should the temperature exceed this range, unplug the device in order to let the temperature stabilize to an optimal level.

MAINTENANCE AND USE

The Razer Phone Cooler Chroma requires minimum maintenance to keep it in optimum condition. Once a month, we recommend you clean it using a soft cloth or cotton swab to prevent dirt buildup. Do not use soap or harsh cleaning agents.

7. LEGALESE

COPYRIGHT AND INTELLECTUAL PROPERTY INFORMATION

©2021 Razer Inc. All rights reserved. Razer, the triple-headed snake logo, Razer logo, and “For Gamers. By Gamers.” are trademarks or registered trademarks of Razer Inc. and/or affiliated companies in the United States or other countries.

Android, Google, Google Logo, Google Play, and the Google Play logo are registered trademarks of Google LLC.

Apple, the Apple logo, and iPhone are trademarks of Apple Inc., registered in the U.S. and other countries. App Store is a service mark of Apple Inc. iOS is a trademark or registered trademark of Cisco in the U.S. and other countries and is used under license.

The Bluetooth® word mark and logos are registered trademarks owned by Bluetooth SIG, Inc., and any use of such marks by Razer is under license.

Razer Inc. (“Razer”) may have copyright, trademarks, trade secrets, patents, patent applications, or other intellectual property rights (whether registered or unregistered) concerning the product in this guide. Furnishing of this guide does not give you a license to any such copyright, trademark, patent or other intellectual property right. The Razer Phone Cooler Chroma (the “Product”) may differ from pictures whether on packaging or otherwise. Razer assumes no responsibility for such differences or for any errors that may appear. Information contained herein is subject to change without notice.

LIMITED PRODUCT WARRANTY

For the latest and current terms of the Limited Product Warranty, please visit [razer.com/warranty](https://www.razer.com/warranty).

LIMITATION OF LIABILITY

Razer shall in no event be liable for any lost profits, loss of information or data, special, incidental, indirect, punitive or consequential or incidental damages, arising in any way out of distribution of, sale of, resale of, use of, or inability to use the Product. In no event shall Razer’s liability exceed the retail purchase price of the Product.

GENERAL

These terms shall be governed by and construed under the laws of the jurisdiction in which the Product was purchased. If any term herein is held to be invalid or unenforceable, then such term (in so far as it is invalid or unenforceable) shall be given no effect and deemed to be excluded without

invalidating any of the remaining terms. Razer reserves the right to amend any term at any time without notice.