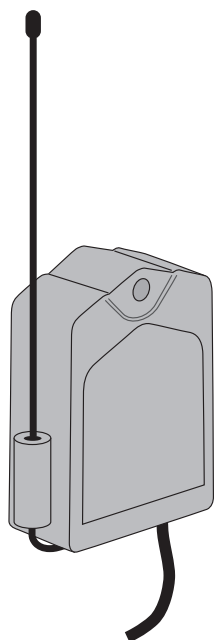




RB709U-NB

Relay Output Universal Receiver



Owner's Manual



DESIGNED TO WORK WITH MOST BRANDS OF GATE AND DOOR OPENERS

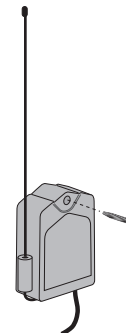
The RB709U-NB digital receiver is a wireless radio control designed for use with automated gate openers and garage door openers. The receiver has two channels for receiving signals from two activation devices; i.e. transmitters, multi-button transmitters, wireless keypads, etc.

Mounting the Receiver

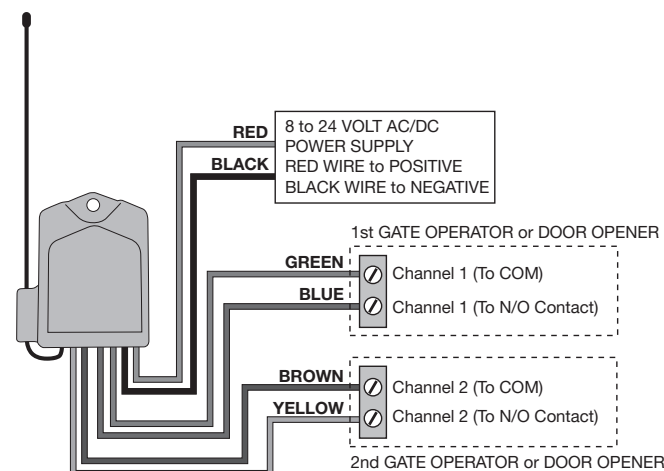
Consider the following when mounting the receiver:

- Standard receiver cable length is 10 feet (3.05 m).
- For exterior applications run the cable through PVC conduit to protect it from damage.
- DO NOT run cable in conduit containing AC wiring.
- The receiver range can vary from 50 to 100 feet (15.2 to 30.5 m) depending upon weather, topography and external interference.

NOTE: Do not mount upside down in exterior applications.



Connect Receiver to Relay Inputs and Power



Programming the Receiver

Programming transmitter(s) or other access devices to RB709U-NB receiver:

- Press and hold the transmitter (device) button to be learned.
- Press the 'LEARN CH1' (or 'LEARN CH2') button on the RB-709U-NB receiver for 1-2 seconds or until the red LED turns on, then release the button.

Note: When the correct code is received and the corresponding relay output is activated, the red LED will turn on.

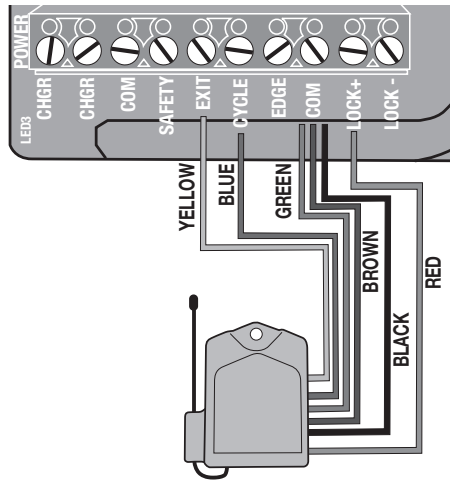
Check operation after programming:

- Press Transmitter (device) button, #1 - RED LED blinks once to confirm.
- Press Transmitter (device) button, #2 - RED LED blinks twice to confirm.



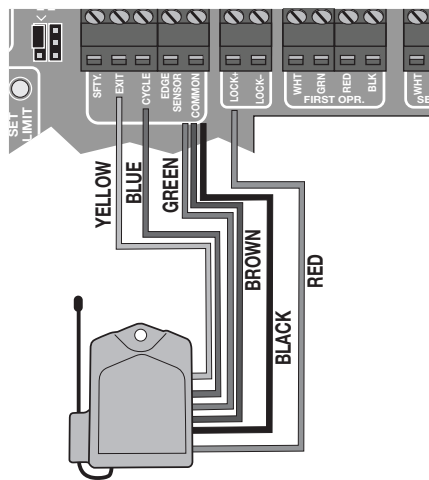
Wiring Receiver to MM271 and MM272 Operators

MM271 Wiring Diagram



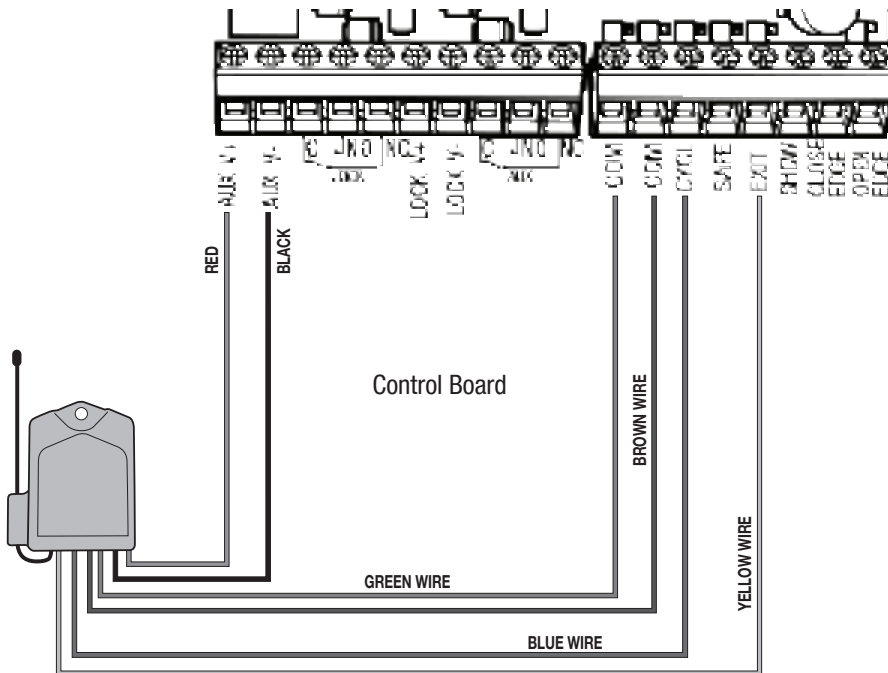
NOTE: This diagram also works with MM260.

MM272 and PRO-SW2000XLS Series Wiring Diagram



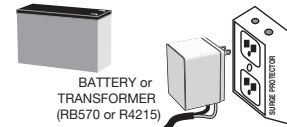
NOTE: This diagram also works for MM262, MM362 and MM462.

Wiring Receiver to MM371, MM372, MM571 & MM572 Operators

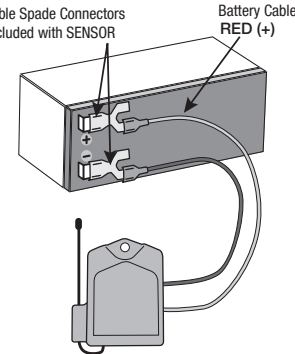


Wiring Receiver to Operators with R4211 and R5211 Control Boards

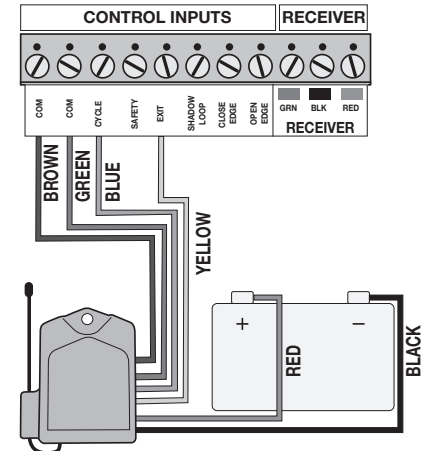
8 to 24 VOLT AC/DC
POWER SUPPLY or BATTERY
RED WIRE to POSITIVE
BLACK WIRE to NEGATIVE



Double Spade Connectors
included with SENSOR



Example Operators: MM560, MM562, MM660, PRO-SW4000XLS Series, PRO-SW3000XLS Series, PRO-SW4000XL Series, PRO-SW3000XL Series, PRO-SW2000XL Series, PRO3000 Series and PRO4000 Series



Specifications

Compatible transmitter:

- Nice gray narrow band transmitters (318MHz)

Power input:

- 8-24 V ac/dc, 10ma standby, 40ma activated (Red & Black wires).

Outputs: 2 channels pulsed outputs

- 2 channels dry-contact normally open relay outputs.
- Channel 1: Blue (N/O Contact) & Green (COM) wires.
- Channel 2: Yellow (N/O Contact) & Brown (COM) wires.
- Activated for .5 seconds when the correct transmitter code is received.
- Relay switching maximum rating: 24Vac/dc @ 1A.
- Operating Range 50 to 100 feet (15.2 to 30.5 m)

Indoor/Outdoor compatible.

Mount receiver at least 3 feet from AC power source.

FCC Regulation

This device complies with FCC rules Part 15. Operation is subject to the following conditions:

- This device may not cause harmful interference.
- This device must accept an interference that may cause undesired operation.

Transmitter distance may vary due to circumstances beyond our control. NOTE: The manufacturer is not responsible for any radio or TV interference caused by unauthorized modifications to this equipment. Such modifications could void the user's authority to operate the equipment.



Mighty Mule Technical Service: 760-438-7000

For more information on Mighty Mule's full line of Automatic Gate Operators, Gate Openers and Access Controls visit:
www.mightymule.com

Nice

©2024 Nice North America LLC.

Mighty Mule is a registered trademark of Nice North America LLC. All rights reserved.

10032596 Rev-B