

## Who we are

- SimPure® is a purification brand based in the United States, specializing in creating a better, healthier you through improved filtration and purification technologies.
- Back to nature with clean water and fresh air. SimPure® promotes the philosophy of a 'minimalist lifestyle' committed to creating a simple, clean, and comfortable environment.
- SimPure® design product's to be both smart, easy to operate, and practical in appearance and functionality.
- SimPure® products care for you, your family, our planet.  
Stay simple; Stay pure.

## Contact Us

If you require technical assistance, please contact our friendly professional support engineers, who will be pleased to assist you.

3320 W Valley HWY North Ste D108  
Auburn WA 98001

Phone: +1-866-528-4572

Customer Service: [service@simpurelife.com](mailto:service@simpurelife.com)

Website: [www.simpurelife.com](http://www.simpurelife.com)



# HP8 Air Purifier



**READ AND SAVE THESE INSTRUCTIONS**

# Table of Contents

Overview .....	<b>1</b>
Getting Started.....	<b>2</b>
Introduction.....	<b>2</b>
Health and Safety .....	<b>3</b>
Operating Guidelines.....	<b>4</b>
Installation Guide.....	<b>5</b>
System Contents .....	<b>5</b>
Connecting up the System.....	<b>6</b>
Operation and Maintenance.....	<b>7</b>
Power Button .....	<b>7</b>
Fan Speed .....	<b>7</b>
Sleep Mode .....	<b>8</b>
Timer .....	<b>8</b>
Filter Reset .....	<b>8</b>
Filter Replacement .....	<b>9</b>
Replacement Filter .....	<b>10</b>
Register for Warranty.....	<b>10</b>
Troubleshooting Guide.....	<b>11</b>
Warranty .....	<b>13</b>

Operator and Maintenance Handbook

SimPure® HP8 Air Purifier

Owners Handbook Manual Ref: MSRP-103L-02

Revision	Date	Description
00	05/2020	New document.
01	11/2020	Filter change instructions, contact details layout changed to A4 format, updates.
02	12/2020	The orientation of the replacement filter, ETL Safety data, and other updates.

Images used in this manual may not represent your actual product; they are a visual aid only.

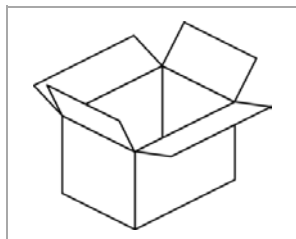
# Overview

## Getting Started



- Introduction
- System features
- SimPure® contact details
- Health & Safety
- Warnings & Cautions
- Operating Guidelines

## Installation Guide



- System Contents
- Start-up
- Turning on the Purifier

## Operation Guide



- Operation Guide
- Mode Selection
- Filter Replacement
- Troubleshooting Guide
- Warranty

# Getting Started

## Introduction

Thank you for purchasing the SimPure® HP8 Air Purifier, delivering clean and healthy air for you and your home or office. Please refer to the SimPure® website for the latest product information, including operator manuals, videos, support materials, and where to purchase items.



The HP8 is a durable piece of equipment with proper care; it will last for many years. This owner's handbook outlines the installation, operation, and maintenance requirements to sustain perfect product performance.



The HP8 features quadruple filtration; Primary filter, High-Efficiency Particulate Air Filter (HEPA), Activated Carbon, and Nanosilver ion filter, capturing particles with a diameter greater than or equal to 0.3 microns.

---

*Customer Service: [service@simpurelife.com](mailto:service@simpurelife.com)*

*Toll-Free Phone: 1-866-528-4572*


*Website: [www.simpurelife.com](http://www.simpurelife.com)*


---


The HP8 can filter out impurities and particles in the air, such as viruses, respirable dust, mites' eggs, and excretions, mold, dust, allergens, pollen, bacteria, dust mites or cigarette smoke, asbestos, toxic dust, and aerosols from the air, dander, allergens from the fur of dogs or cats.

## Health & Safety Information


SimPure® products are designed with safety in mind. However, personnel using this appliance must be familiar with any potential dangers. All safety Warnings and Cautions detailed in this handbook should be reviewed before installing and operating this appliance.


 *This product is not a toy; children must be supervised when using the device. Keep packing materials out of children's reach.*


 *The system has been designed for indoor use only. Install the air purifier out of direct sunlight on a flat, level, dry, and secure surface with average ambient room temperature.*


 *This appliance is fitted with a polarized plug (one blade is wider than the other). To reduce the risk of electric shock, this plug is intended to fit in a polarized outlet only. If the plug does not fit fully in the outlet, reverse the plug. If it still does not fit, contact a qualified electrician. Do not attempt to defeat this safety feature.*


 *To reduce the risk of fire or electric shock, do not use this fan with any Solid-State speed control device.*

 *Do not touch the power plug with wet hands. Do not use it if the plug or power cord is damaged or the product is not working.*

 *Do not use in heavy moisture or smoke. Please keep the device away from flammable gas appliances such as heaters or fireplaces.*

 *Unplug or disconnect the appliance from the power supply before servicing or cleaning. Do not use strong corrosive detergents of chemicals as they may damage the device's surface.*

 *Do not obstruct the air inlets or outlets on the device. Do not wash or reuse the composite filter – Replace it with a new filter.*

 *Failing to observe these Warnings could damage the equipment, associated parts, surroundings, or cause personal injury.*

## Operating Guidelines

The following table lists the operating parameters for this product. Operating this product outside these specifications may cause system performance issues and may even lead to personal injury and void any warranty. Please contact SimPure® for further advice and support.


Operating Parameters	
Model	SimPure® HP8
Rated Voltage	120V ~ 60Hz
Rated Power	50 Watts
Dimensions	5.1 x 7.1 x 21.7 Inches (130 x 180 x 550mm)
Application Area	Up to 600 ft <sup>2</sup> (55 m <sup>2</sup> ) x5 Air changes per hr.
Sleep Mode Noise Level	23dB (A)
Operational Weight	12.2lb (5.5kg)
Filter Element Type	A single composite filter element
Temperature & Humidity	Operating: 32-104°F (0-40°C) 20-90% Storage: 14-140°F (-10-60°C) 20-90%



# Installation guide

## System Contents

Your SimPure® HP8 Air Purifier was carefully assembled, packaged, and shipped complete with all the parts you should require.



Unsure about something? Is there a problem?  
Please contact SimPure® through our website or toll-free number.

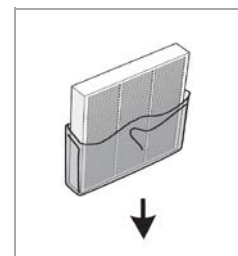
---

*Customer Service: [service@simpurelife.com](mailto:service@simpurelife.com)  
Toll-Free Phone: 1-866-528-4572  
Website: [www.simpurelife.com](http://www.simpurelife.com)*

---

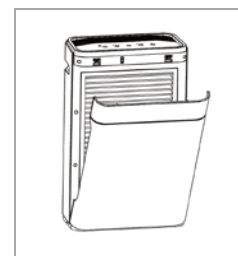
## Connecting up the System

### Step 1



Before using the air purifier for the first time, open the purifier panel and remove the composite filter. Make sure to remove any packaging from the filter element, or the product will not function correctly.

### Step 2



Make sure the air purifier panel is locked back into position, then plug the power plug into an electrical outlet

The purifier should now be in standby mode

### Step 3



Push the power button once to turn the air purifier on

The purifier should now be in operational mode

### **Warning:**


For your safety, the air purifier is equipped with a safety switch. If you open the panel when the purifier is running, the fan will stop, and you will hear two beeps. The panel must be in place for the purifier to operate.

# Operational Guide

## Control Panel



## Power Button



Press the Power button to turn the air purifier into operational mode.

Press the power button a second time to stop the air purifier and place it into standby mode.

## Fan Speed



Repeatedly pressing the fan speed button after power-on will cycle through the fan speeds:


Sleep – Low speed

2 – Medium speed

3 – High Speed

The corresponding wind speed indicator light will display the current fan speed.

## Sleep mode



Press the sleep button after power-on, and the air purifier enters the quieter sleep mode.

All indicators lights are off; only the sleep mode light is on (low fan speed).

## Timer



Press the timer button after power-on to set the timed auto-off feature.

Repeatedly press the timer button to cycle through the auto-off times 1, 2, or 4 hours; the corresponding indicator light will display the auto-off time setting selected.

## Filter Reset



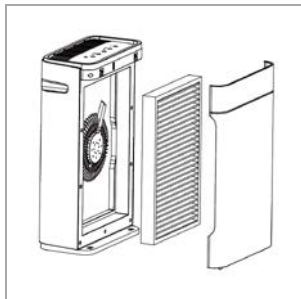
When the air purifier's total run hours reach 1,500 hours, the indicator will flash as a reminder to replace the filter. After the replacement is completed (see page 9), you need to press and hold the filter button for 3 seconds until the indicator light is off; the filter timer function is now reset.

## Warning:

**It is only possible to reset the filter lifespan when the Filter light is flashing.**

## Filter Replacement

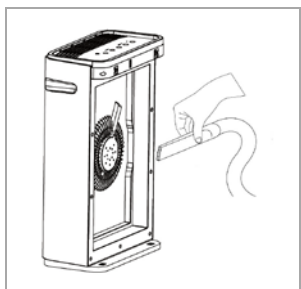
### Step 1



Press the power button to turn the air purifier off and unplug the electrical outlet's power cord.

Remove the panel from the air purifier and take out the exhausted composite filter element.

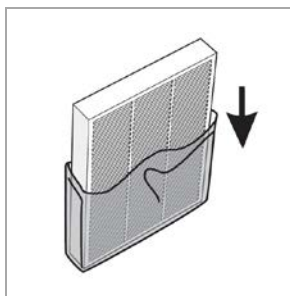
### Step 2



Clean out any remaining dust, dirt, or hair inside the purifier using a vacuum hose or dry cloth.

DO NOT use water or liquids to clean the purifier.

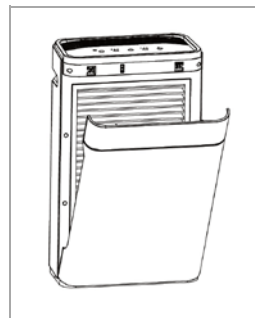
### Step 3



**Important!** Remove any packing from the new filter element. Take notice that one side of the filter is black in color; this side needs to be facing inwards.

Refer to the new filter instructions if unsure.

### Step 4



Place the new filter into the air purifier making sure it is the correct way around. The black side of the filter should be on the inside, closest to the fan. Airflow travels from outside to the center of the unit. Refit the purifiers panel, and plug the power cord back into an electrical outlet.

Turn on the air purifier, hold down the filter button for 3 seconds to reset the filter timer, the indicator light will go out, showing the reset was successful. (See Page 8).

The filter's actual lifespan may vary depending on the amount of dust, smoke, humidity, and other airborne particles and vapors concentrated in the air.

### Replacement Filters

Supplier	Search for
<a href="http://www.simpurelife.com">www.simpurelife.com</a>	HP8 filter
<a href="http://www.amazon.com">www.amazon.com</a>	HP8 filter or B08BC379TB
<a href="http://www.ebay.com">www.ebay.com</a>	HP8 filter

Customer Service: [service@simpurelife.com](mailto:service@simpurelife.com)

Toll-Free Phone: 1-866-528-4572

Website: [www.simpurelife.com](http://www.simpurelife.com)


### Register for warranty



Please register your product's warranty on [www.simpurelife.com](http://www.simpurelife.com). Find further information on this product and other SimPure® products. Sign up for our Newsletter to keep you informed of new products and upgrades.

Troubleshooting Guide		
	Problem	Possible Solution
1	The air purifier will not turn on or respond to the power button	Plug the air purifier into an electrical outlet.
		Make sure the front panel is installed correctly and locked into position.
2	Airflow is significantly reduced	Make sure the filter has the packaging removed (see page 9)
		Press the fan speed button to increase fan speed
		The filter may be blocked, replace the air filter
3	Air Purifier makes unusual noise while the fan is on	Make sure the air purifier is being operated on a hard-flat even surface
		The filter may be blocked, replace the air filter
		The air purifier may be damaged contacted customer support
4	Unpleasant or musty odor coming from the purifier	Do not use in a damp or wet environment; the air filter may be damp – replace the filter and move the air purifier unit to a dry area
		The carbon part of the filter may be exhausted, replace air filter.
5	Poor air purification quality	Press the fan speed button to increase fan speed
		Close doors and windows while using the air purifier
		Make sure the filter has the packaging removed (see page 9)
		Replace filter

Troubleshooting Guide		
	Problem	Possible Solution
6	The filter indicator lamp is on	The air filter is 100% exhausted and requires replacement (see page 9)
7	Only the sleep indicator light is on, yet the purifier is still operating.	The air purifier is in sleep mode; push the fan speed button to change the operation mode, indicator lights will turn on again.
8	If your problem is not listed	Please contact SimPure® Customer Service





## Warranty

SimPure® warrants to the customer that its residential air purifiers will be free from defects in material and workmanship under normal use and service for a period of 1 year. We will replace or repair any part of the SimPure® air purifier that we find to be defective in operation due to faulty materials or workmanship within one year since the original purchase date. Used replaceable filter cartridges are excluded.

### General Conditions

SimPure® obligation to the customer under these warranties shall be limited, at its option, to replacement or repair of items covered by these warranties. Prior to returning or repairing covered items, the customer must obtain a return goods authorization number from SimPure® and, at SimPures® option, return the item with freight prepaid by the customer.

Damage to any part of this system because of misuse, misapplication, negligence, alteration, accident, installation, or operation contrary to our instructions, this warranty does not cover incompatibility with accessories not installed by SimPure®, or damage caused by freezing, flood, fire, or Acts of God. In all such cases, regular charges will apply. This limited warranty does not include service to diagnose a claimed malfunction in this unit. This warranty is void if the claimer is not the original purchaser of the unit or if the unit is not operated under normal operating conditions. We assume no warranty liability in connection with this system other than that specified herein. This warranty is in lieu of all other warranties, expressed or implied, including warranties of fitness for a particular purpose. SimPure® liability hereunder shall not exceed the cost of the product. Under no circumstances will SimPure® be liable for any incidental or consequential damages or for any other loss, damage, or expense of any kind, including loss of use, arising in connection with the installation or use or inability to use the covered items. These warranties are governed by the laws of the state of Washington, USA, and may change at any time without notice.

## Notes: