



SIMPLE MANUAL

Wireless Soundbar

S70TY



COV37770337
2407_Rev02



www.lg.com
Copyright © 2024 LG Electronics Inc. All Rights Reserved.

ENGLISH

Specification

Power requirements

- Refer to the main label.

Power consumption

- Refer to the main label.

Dimensions (W x H x D): Approx. 950.0 mm x 63.0 mm x 115.0 mm (37.4 inch x 2.5 inch x 4.5 inch)
Bus Power Supply (USB): 5 V 500 mA

FCC Compliance Statement

This equipment has been tested and found to comply with the limits for a Class B digital device, pursuant to Part 15 of the FCC Rules. These limits are designed to provide reasonable protection against harmful interference in a residential installation. This equipment generates, uses, and can radiate radio frequency energy and, if not installed and used in accordance with the instructions, may cause harmful interference to radio communications. However, there is no guarantee that interference will not occur in a particular installation. If this equipment does cause harmful interference to radio or television reception, which can be determined by turning the equipment off and on, the user is encouraged to try to correct the interference by one or more of the following measures:

- Reorient or relocate the receiving antenna.
- Increase the separation between the equipment and the receiver.
- Connect the equipment to an outlet on a circuit different from that to which the receiver is connected.
- Consult the dealer or an experienced radio/TV technician for help.

This device complies with part 15 of the FCC Rules. Operation is subject to the following two conditions: (1) this device may not cause harmful interference and (2) this device must accept any interference received, including interference that may cause undesired operation. Any changes or modifications in construction of this device which are not expressly approved by the party responsible for compliance could void the user's authority to operate the equipment.

FCC RF Radiation Exposure Statement: This equipment complies with FCC radiation exposure limits set forth for an uncontrolled environment. This transmitter must not be co-located or operating in conjunction with any other antenna or transmitter.

This equipment should be installed and operated with minimum distance 20 cm (7.8 inches) between the antenna and your body. Users must follow the specific operating instructions for satisfying RF exposure compliance.

FCC Radio Frequency Interference Requirements:

High power radars are allocated as primary users of the 5.25 to 5.35 GHz and 5.65 to 5.85 GHz bands. These radar stations can cause interference with and/or damage this device. This device cannot be co-located with any other transmitter.

Supplier's Declaration of Conformity

Trade Name LG
Responsible Party LG Electronics USA, Inc.
Address 111 Sylvan Avenue, North Building
Englewood Cliffs, New Jersey 07632
lg.environmental@lge.com
Email



CAUTION: TO REDUCE THE RISK OF ELECTRIC SHOCK DO NOT REMOVE COVER (OR BACK). NO USER-SERVICEABLE PARTS INSIDE. REFER SERVICING TO QUALIFIED SERVICE PERSONNEL.



WARNING:

- TO PREVENT FIRE OR ELECTRIC SHOCK HAZARD, DO NOT EXPOSE THIS PRODUCT TO RAIN OR MOISTURE.
- Do not install this equipment in a confined space such as a book case or similar unit.

CAUTION:

- Do not use high voltage products around this product. (ex. Electrical swatter) This product may malfunction due to electrical shock.
- No naked flame sources, such as lighted candles, should be placed on the apparatus.
- Do not block any ventilation openings. Install in accordance with the manufacturer's instructions. Slots and openings in the cabinet are provided for ventilation and to ensure reliable operation of the product and to protect it from over heating. The openings should never be blocked by placing the product on a bed, sofa, rug or other similar surface. This product shall not be placed in a built-in installation such as a bookcase or rack unless proper ventilation is provided or the manufacturer's instruction has been adhered to.
- Install this apparatus in a location where the power plug can be easily unplugged and plugged in. If there is a fire or problem with this apparatus, unplug it quickly.
- The apparatus should not be exposed to water (dripping or splashing) and no objects filled with liquids, such as vases, should be placed on the apparatus.
- For safety marking information including product identification and supply ratings, please refer to the main label on the bottom or the other surface of the product.

For models using an adapter

Only use the AC adapter supplied with this device. Do not use a power supply from another device or another manufacturer. Using any other power cable or power supply may cause damage to the device. The LG limited warranty does not cover damage caused by the use of third party accessories.

For models using a battery

This device is equipped with a portable battery or accumulator.

CAUTION: Risk of fire or explosion if the battery is replaced by an incorrect type.

How to Safely remove the batteries or the battery pack from the equipment:

To Remove the old batteries or battery pack, follow the assembly steps in reverse order. To prevent contamination of the environment and bring on possible threat to human and/or animal health, the old batteries or the battery pack must be put in an appropriate container at designated collection points. Do not dispose of batteries or battery pack together with other waste. It is recommended that you use local, free reimbursement systems batteries or battery packs, (may not be available in your area). The batteries or the battery pack should not be exposed to excessive heat such as sunshine, fire or the like.

For models using a built-in battery

Do not store or transport at pressures lower than 11.6 kPa (0.116 bar) and at above 15,000 m (9.32 miles) altitude.

- replacement of a battery with an incorrect type that can defeat a safeguard (for example, in the case of some lithium battery types);
- disposal of a battery into fire or a hot oven, or mechanically crushing or cutting of a battery, that can result in an explosion;
- leaving a battery in an extremely high temperature surrounding environment that can result in an explosion or the leakage of flammable liquid or gas;
- a battery subjected to extremely low air pressure that may result in an explosion or the leakage of flammable liquid or gas.

IMPORTANT SAFETY INSTRUCTIONS

1. Read these instructions.
2. Keep these instructions.
3. Heed all warnings.
4. Follow all instructions.
5. Do not use this apparatus near water.
6. Clean only with dry cloth.
7. Do not block any ventilation openings. Install in accordance with the manufacturer's instructions.
8. Do not install near any heat sources such as radiators, heat registers, stoves, or other apparatus (including amplifiers) that produce heat.

9. Do not defeat the safety purpose of the polarized or grounding-type plug. A polarized plug has two blades with one wider than the other. A grounding type plug has two blades and a third grounding prong. The wide blade or the third prong are provided for your safety. If the provided plug does not fit into your outlet, consult an electrician for replacement of the obsolete outlet.

10. Protect the power cord from being walked on or pinched particularly at plugs, convenience receptacles, and the point where they exit from the apparatus.

11. Only use attachments/accessories specified by the manufacturer.

12. Use only with the cart, stand, tripod, bracket, or table specified by the manufacturer, or sold with the apparatus. When a cart is used, use caution when moving the cart/apparatus combination to avoid injury from tip-over.



13. Unplug this apparatus during lightning storms or when unused for long periods of time.

14. Refer all servicing to qualified service personnel. Servicing is required when the apparatus has been damaged in any way, such as power-supply cord or plug is damaged, liquid has been spilled or objects have fallen into the apparatus, the apparatus has been exposed to rain or moisture, does not operate normally, or has been dropped.

Symbols

	Refers to alternating current (AC).
	Refers to direct current (DC).
	Refers to class II equipment.
	Refers to stand-by.
	Refers to "ON" (power).
	Refers to dangerous voltage.

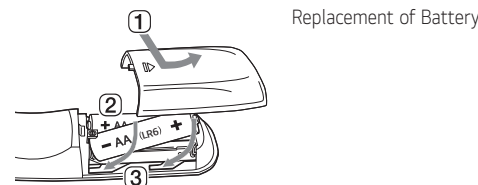
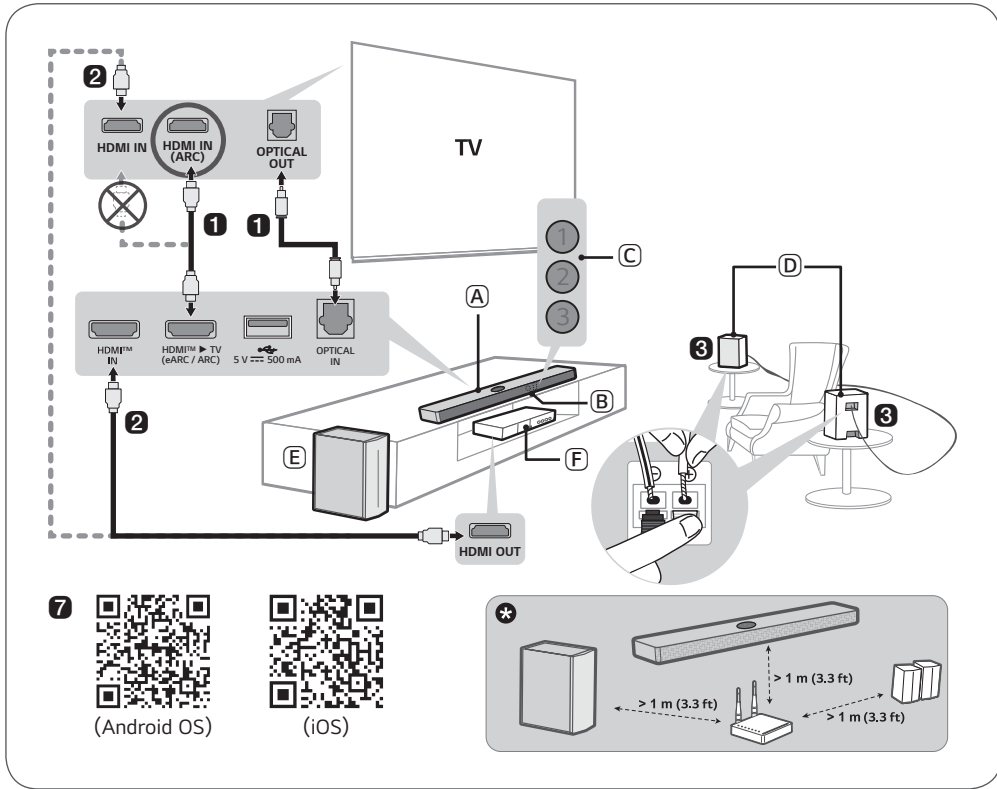

USA Only (Product with embedded rechargeable battery ONLY)

In case rechargeable battery is included in this product, the entire device should be recycled in compliance with rechargeable battery recycling standards because of the internal battery. To dispose of properly, call (800) 822-8837 or visit www.call2recycle.org.



LG Customer Information Center	
1-800-243-0000	USA, Consumer
1-888-865-3026	USA, Commercial
Register your product Online!	
www.lg.com	

Printed in China



HDMI™
HIGH-DEFINITION MULTIMEDIA INTERFACE

ENGLISH Installing and Using the Product

Please read this manual carefully before operating your set and retain it for future reference.
To view the instructions of advanced features, visit <http://www.lg.com> or scan QR code and then download Owner's Manual. Some of the content in this manual may differ from your product.



- A** Soundbar
B Remote Control Receiver
C Status LED (1)(2)(3)
D Rear Speakers (Sold separately, SPT8-S)
E Wireless Subwoofer - Install it close to the soundbar.
F External Device - (Blu-ray player, game console, etc.)

○ : On / ● : Off / ⚡ : Blink					
Red blinking	White	White blinking	White	Golden yellow	Purple
Power on Power off	OPTICAL / HDMI ARC	Bluetooth ready	Bluetooth	HDMI IN	USB

- Connect the soundbar to your TV via an optical cable or an HDMI cable.
- If you are using an external device (ex. Set-top box, Blu-ray player, game console, etc.), connect it to the soundbar or to the TV via an HDMI cable.
 - If necessary, purchase HDMI cables, an optical cable, or a USB extension cable to connect the soundbar.
- If you purchased the rear speakers separately, connect the rear speakers via a speaker cable. When connecting the rear speakers, connect the black striped cable to the negative terminal of each speaker and the remaining cable to the positive terminal of each speaker.
- Connect to power in the following order: wireless subwoofer → rear speakers → soundbar. Then, turn on the soundbar. When the connection is automatically established with the soundbar, the LEDs on the wireless subwoofer and the rear speaker will light up in green.
- Using the product with your TV
 - Press the **Function** button repeatedly until LED1 lights up white. If you are using an external device that is connected to **HDMI™ IN** on the soundbar, press the **Function** button repeatedly until LED1 lights up golden yellow.
 - On your TV's settings, set the output speaker to [HDMI ARC], [Optical], or [External Speaker].
- Connecting the product to your smartphone via Bluetooth
 - Tap the **Settings** button on your smartphone and select **Bluetooth**. Turn on the **Bluetooth** function. Off > On
 - Press the **Bluetooth pair** button. After a moment, LED1 and LED2 blink white.
 - Find and select the soundbar on your smartphone. The product should appear as "LG S70TY(XX)".
 - When the product is connected to your smartphone via **Bluetooth**, LED1 and LED2 light up white.
- Connecting to the LG ThinQ app
 - Find and install the **LG ThinQ app** on Google Play or App Store from your smartphone.
 - You can get more information regarding its use by selecting [Help] in [Setting].

- ! If you see a red LED on the wireless subwoofer or rear speaker, it means that the soundbar is not connected to the speakers. If this is the case, connect them in the following order.
- Press the **Power** button on the soundbar to turn it off.
 - Press the **PAIRING** button on the back of the wireless subwoofer or rear speaker. Check if each LED blinks green.
 - If you still see a red LED on the wireless subwoofer, press and hold the button on the back of the subwoofer again.
 - Press the **Power** button on the soundbar to turn it on.
 - When the connection is established, you will see a green LED light on the wireless subwoofer or rear speaker light up.
- * Keep the soundbar, the subwoofer and rear speakers away from the device (ex. wireless router, microwave oven, etc.) over 1 m (3.3 ft) to prevent wireless interference.
- Some speaker may not playback audio due to the input source. Select BASS BLAST (BASS BLAST+) sound mode to listen through all speakers.

- Actual features, functionality, and other product specifications may differ and are subject to change without notice.
- Google Play is a trademark of Google LLC.

LG Electronics, Inc. Limited Warranty - USA

Should your LG Electronics product ("Product") fail due to a defect in material or workmanship under normal use, during the warranty period ("Warranty Period") set forth below, LG Electronics ("LG") will, at its option either repair or replace the Product upon receipt of original Proof of Purchase ("POP"). This limited warranty is valid only to the original retail purchaser of the Product ("Customer" or "You") and applies only when purchased and used within the continental United States, Alaska, Hawaii, and U.S. Territories.

WARRANTY PERIOD:	HOW SERVICE IS HANDLED:
Parts: One (1) Year from Original Purchase Date Labor: One (1) Year from Original Purchase Date Replacement products or repair parts may be new or remanufactured, and are warranted for the remaining portion of the original Product's warranty period. NOTE: If the original date of purchase cannot be verified, the warranty will begin on the 1st day of the manufacture month.	Visit www.lg.com or Call 1-800-243-0000 for troubleshooting assistance or, if necessary, for instruction on Product repair or replacement. In-bound and out-bound shipping will be paid by LG during the Warranty Period. For any service related inquiries, or to get use and maintenance tips for your Product, please contact LG Customer Service.

EXCEPT TO THE EXTENT PROHIBITED BY APPLICABLE LAW, ANY IMPLIED WARRANTY OF MERCHANTABILITY OR FITNESS FOR A PARTICULAR PURPOSE ON THE PRODUCT IS LIMITED IN DURATION TO THE DURATION OF THE ABOVE LIMITED WARRANTY. UNDER NO CIRCUMSTANCE SHALL LG BE LIABLE FOR ANY INCIDENTAL, SPECIAL OR CONSEQUENTIAL DAMAGES INCLUDING, WITHOUT LIMITATION, LOST GOODWILL, LOST REVENUE OR PROFITS, WORK STOPPAGE, PRODUCT FAILURE, IMPAIRMENT OF OTHER GOODS, LOSS OR CORRUPTION OF PROGRAMMING OR DATA, LOSS OF USE, INJURY TO PERSONS OR PROPERTY ARISING OUT OF OR RELATED TO THE PRODUCT. LG'S TOTAL LIABILITY, IF ANY, DAMAGES OR OTHERWISE, SHALL NOT EXCEED THE INVOICE VALUE PAID BY CUSTOMER FOR THE PRODUCT FURNISHED, WHICH IS THE SUBJECT OF A CLAIM OR DISPUTE. SOME STATES DO NOT ALLOW THE EXCLUSION OR LIMITATION OF INCIDENTAL OR CONSEQUENTIAL DAMAGES, OR ALLOW LIMITATIONS ON HOW LONG AN IMPLIED WARRANTY LASTS, SO THE ABOVE LIMITATIONS OR EXCLUSIONS MAY NOT APPLY TO CUSTOMER. THIS LIMITED WARRANTY GIVES CUSTOMER SPECIFIC LEGAL RIGHTS. CUSTOMER MAY ALSO HAVE OTHER RIGHTS THAT VARY FROM STATE TO STATE.

THIS LIMITED WARRANTY DOES NOT APPLY TO:

- Service trips to deliver, pick up, install, educate on how to operate, correct wiring or for unauthorized repairs.
- Damage to or failure of the Product to perform during power failures, interruptions, or inadequate electrical service.
- Damage or failure resulting from operating or using the Product in any way contrary to the instructions, for other than the Product's intended purpose, or in conditions contrary to those recommended or outlined in the Product's Owner's Manual.
- Damage (including cosmetic damage), deterioration, malfunction, loss or personal injury due to misuse, abuse, negligence, improper maintenance or storage, or to acts of nature or other causes beyond our control. (Causes beyond our control include, but are not limited to, pest or vermin, lightning strike, wind, fire, power surges, water damage, or flood.)
- Damage or failure resulting from improper installation, repair, maintenance, or foreign objects placed in or connected to the Product. Improper repair to include use of parts not approved or specified by LG.
- Damage or failure caused by unauthorized modification, alteration, adjustment of user controls, calibration, accessories or separate system components, or due to use with incompatible mobile devices.
- Damage or failure caused by reception problems due to inadequate home antenna or faulty antenna connections, or computer software.
- Damage or failure caused by incorrect electrical current, voltage, components or consumable cleaning products that are not approved by LG.
- Damage or failure caused by transportation and/or handling, including scratches, dents, chips, and/or other damage to the finish of your Product, unless such damage results from defects in materials or workmanship, and is reported within one (1) week of delivery.
- Damage to or failure of any display, open box, discounted, or refurbished Product.
- Product with original serial numbers that have been removed, altered, or cannot be readily determined.
- Increases in utility costs and additional utility expenses.
- Any accessories and software not approved or specified by LG.
- Damage or failure that results from Institutional or commercial use.

The cost of repair or replacement under the above mentioned excluded circumstances shall be borne by the customer.

For the nearest Authorized Service Center, Where to buy, or Product Use & Maintenance Assistance	Visit www.lg.com or call 1-800-243-0000 and select the appropriate product support from available options. To contact LG by mail , write to: LG Customer Interactive Center PO Box 240007, 201 James Record Road, Huntsville, Alabama 35813
---	--

LG Electronics U.S.A., Inc.
111 Sylvan Avenue
Englewood Cliffs, NJ07632 USA