



















Quick Start Guide

Thank you for choosing RUIO product.
Please read the user manual guide carefully
before using this product.

Product Safety Information

	Do not use while re-charging.
	Do not use hand-held while driving.
	This device may produce a bright or flash light.
	For body-worn operation, maintain aspiration of 5 mm.
	Do not dispose of the phone in a fire.
	Small parts may cause a choking hazard.
	Avoid contact with magnetic media.
	This device may produce a loud sound.
	To prevent possible hearing damage, do not listen at high volume levels for long periods.
	Avoid extreme temperatures.
	Keep away from pacemakers and other personal medical devices.
	Avoid any contact with liquid. Keep it dry.
	Switch off when instructed in hospitals and medical facilities.
	Do not attempt to disassemble your phone.
	Switch off when instructed in aircrafts and airports.
	Do not rely on this device for emergency communications.
	Switch off in explosive environments.
	Only use approved accessories.

What's in the Box

The phone packaging box should contain the following items and accessories:

Phone, USB charging cable, wireless earphones, quick start guide, warranty card, product safety information (PSI), earplugs, phone protective case, SIM eject tool, wireless earphones lanyard.

Notices for the Use of Your Phone

Your phone should be treated with care. The following suggestions can help you extend the life of your mobile phone.

1. Place the mobile phone, its parts, and components out of reach of young children.
2. Keep the phone dry. Rain, humidity, and all types of liquids containing minerals will corrode electronic circuits.
3. Don't touch the phone with wet hands when charging, as it may cause an electric shock or damage the phone.
4. Avoid placing the device in high-temperature environments. High temperatures can shorten the life of electronic devices, damage batteries, and warp or melt certain plastics.
5. Avoid placing the device in low-temperature environments. When the temperature rises, the phone may produce water vapor that could damage electronic circuits.
6. Avoid placing the phone in dusty or dirty places; otherwise, parts may be damaged.
7. Avoid placing the phone near a lit cigarette, open flame, or any heat source.
8. Do not drop, knock, or shake the phone. Rough handling can damage internal circuit boards.
9. Do not paint the phone. The paint may block the headphone jack, microphone, or other removable parts, causing them to malfunction.
10. Use a clean, soft, dry cloth to clean the camera and light sensor lenses. Do not use harmful chemicals or cleaning agents to clean the phone.
11. Pacemaker manufacturers recommend a minimum separation of 15cm at least between a mobile phone and a pacemaker to avoid potential interference. (In the USA, a separation distance of 10cm-15cm is recommended

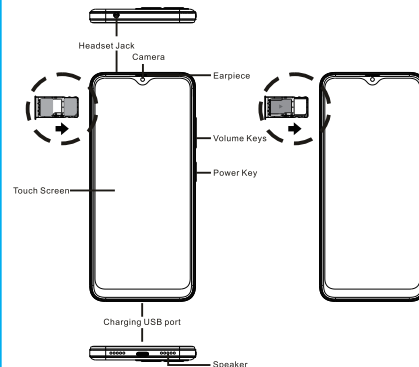
between the user's body and handset.) To achieve this, use the phone on the opposite ear from your pacemaker and avoid carrying it in a breast pocket.

12. Please consult your doctor and the device manufacturer to determine if operation of your phone may interfere with your medical device.

13. Turn off your mobile phone or wireless devices when in a blasting area or in areas posted "Turn off two-way radios" or "electronic devices" to avoid interfering with blasting operations.

14. There is a risk of explosion if the battery is replaced with an incorrect type. Dispose of used batteries according to the instructions.

Getting to Know Your Phone



Power Key

- Press and hold to Power on/off, or Restart the phone.
- Press to wake up or turn off the display.

Home Key

- Touch to return to the home screen.
- Touch and hold to open the Google Assistant for Android™.

Menu Key

- Touch to see recently used applications.

Back key

- Touch to go back to the previous screen.

Volume Keys

- Press or hold to turn the volume up or down.

Basic Settings

Your service provider may default some device settings, so you may not be able to change these settings.

Display

● Brightness

Brightness level: Adjust the screen brightness.

● Lock display

Lock screen: Customized what to show on lock screen.
Screen timeout: Adjust the time allowed before the screen goes to sleep after inactively.

● Interface

Dark theme: turn on/off the dark background.
Font size: Set the font size of the system.
Display size: Set the display size of the screen.

● Other display controls

Auto-rotated screen: Swipe to turn on or off.
Screen saver: Choose the screen saver and when to start.

System

● Languages and input

- 1) You can set up all the languages supported by the phone.
- 2) Keyboards: You can set on-screen keyboard or physical keyboard.

● Date and time

1. Set time automatically: Swipe right to use date and time provided by network.
2. Time zone: You can choose to use the time zone provided by network or use the location to set time zone.
3. Time format: You can choose to use local default time format or to use 24-hour format.

About phone

Here you can check out basic information including: Device name, phone number, local software update, and device details including SIM status, Model, RAM, IMEI, Android version, IP address, Uptime, Build number, etc.

SAR Information Statement

The radiated output power of this device is also below the CE radio frequency exposure limits when the device is used at 5mm from your body.

The highest SAR value for this mobile phone tested* is 0.369 W/kg against the head and 1.475W/kg from the body at 5mm.

CE Declaration of conformity

Herby, we declares that this phone, S6535 is in compliance with Directive 2014/53/EU. The full text of the EU Declaration of Conformity is available.



For the full text of the EU declaration of conformity. This product can be used across EU member states except France.

Risk of explosion if battery is replaced by an incorrect type. Dispose of used batteries according to the instructions.

Use the smartphone in an environment with the temperature between 0°C and 35°C.



Regulatory Compliance Mark Declaration of Compliance

RUJO Pty Ltd. declares that the radio equipment complies with the requirements of the Electrical Equipment Safety Regulation 2017, the Radiocommunications Act 1992, and associated Australian and New Zealand standards.



Use the earphone carefully.
Excessive sound pressure from earphones and headphones can cause hearing loss.

WEEE Recycling



This product should not be treated as household waste, instead it should be handed over to the applicable collection point for the recycling of electrical and electronic equipment.

(*):The actual storage capacity available in the device's internal memory may be less due to the preloaded operating system or other pre-installed applications. You can check the space available on your device or via a computer.

Google and Android are trademarks of Google LLC.