

PORODO



Porodo


Magnetic Active Stylus Pen iPad

SKU: PD-ETK13

Table of Contents

Schematic View	2
Specifications	2
Compatibility	3
Checking iOS Model	5
Instructions for Use	5
Power On and Off	6
Auto Sleep	6
Fast Charging	7
Magnetic Attachment Function	7
OLED Screen	8
Replace the Stylus Tip	8
Package Contents	8
Disposal	9
Warranty	9
Contact Us	9

Schematic View



Specifications

Battery Capacity	100mAh
Charging Method	Wired Type-C
Recharge Time	18 Minutes (Type-C) 1 H (Wireless Charging)
Working Time	12H Continuous Working Time
Product Weight	13g
Product Dimension	8.7 x 9.7 x 166.7mm

a. Compatible Wireless Charging

iPad Mini 6 8.3": 2021 Model

iPad Air 10.9": 2020/2022 Models

iPad Pro 11": 2018/2020/2021/2022 Models

iPad Pro 12.9": 2018/2020/2021/2022 Models

b. Compatible with Magnetic Attachment

iPad Pro 11": 2018–2024 Models

iPad Pro 12.9": 2018–2024 Models

iPad Air 10.9" to 13": 2020–2025 Models

iPad Mini 8.3": 2021–2024 Models

iPad 10TH Gen 10.9": 2022 Model

iPad 11TH Gen 11": 2025 Model

	Device	Size	Year published	Model	IOS
iPad Pro	iPad Pro 12.9 (7th)	12.9"	2024-5	A2925/A2926/A3007	iPadOS 17
	iPad Pro 11 (5th)	11"	2024-5	A2836/A2837/A3006	iPadOS 17
	iPad Pro 12.9 (6th)	12.9"	2022-12	A2436/ A2764 A2437/ A2766	iPadOS 16
	iPad Pro 11 (3rd)	11"	2022-11	A2759/A2435 A2761/A2762	iPadOS 16
	iPad Pro 12.9 (5th)	12.9"	2021-12	A2378/A2461 A2379/A2462	iPadOS 15
	iPad Pro 11 (4rd)	11"	2021-11	A2377/A2459 A2301/A2460	iPadOS 15
	iPad Pro 12.9	12.9"	2020-3 2018-9	A2229/A2069/A2232/A2233 A1876/A2014/A1895/A1983	12.2 or above
	iPad Pro 11	11"	2020-3 2018-9	A2228/A2068/A2230/A2231 A1980/A2013/A1934/A1979	12.2 or above

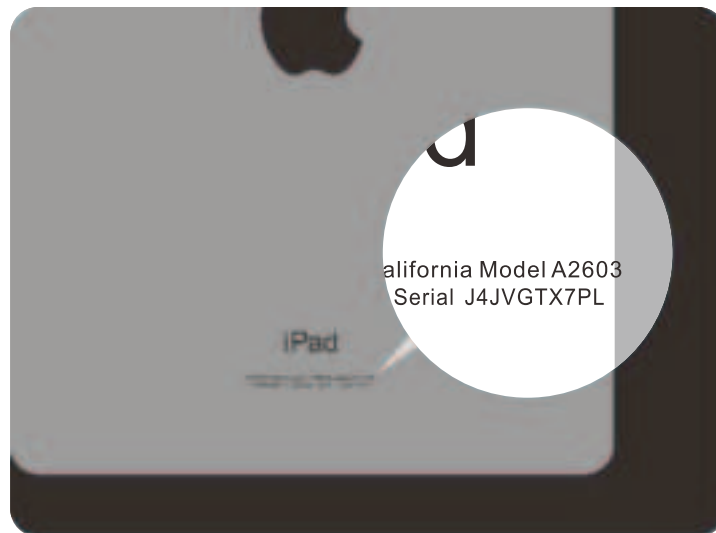
iPad Air	iPad Air 7	13"	2025-3	A3268/A3269/A3271	iPadOS18
	iPad Air 7	11"	2025-3	A3266/A3267/A3270	iPadOS18
	iPad Air 6	11"	2024-5	A2902/A2903/A2904	iPadOS 17
	iPad Air 6	12.9"	2024-5	A2898/A2899/A2900	iPadOS 17
	iPad Air 5	10.9"	2022-3	A258/A2591	iPadOS
	iPad Air 4	10.9"	2020-9	A2324/A2072 A2325/A2316	14.0 or above
	iPad Air 3	10.5"	2019-3	A2152/A2123 A2153/A2154	12.2 or above
iPad	iPad 11	11"	2025-3	A3354/A3355/A3356	iPadOS18
	iPad 10	10.2"	2022-10	A3162/A2696 A2757 / A2777	iPadOS16
	iPad 9	10.9"	2021-9	A2602 / A2604 A2603 / A2605	iPadOS
	iPad 8/7	10.2"	2020-9 2019-9	A2270/A2428/A2429/A2430 A2197/A2198/A2200	13.1 or above
	iPad 6	9.7"	2018-3	A1893/A1954	12.1.4 or above
iPad Mini	iPad mini (A17 Pro)	8.3"	2024-10	A2993/A2995/A2996	PadOS 18
	iPad mini 6	8.3"	2021-9	A2567/A2568/A2569	iPadOS 15
	iPad mini 5	7.9"	2019-3	A2133/A2124 A2126/A2125	12.2 or above

Ensure that all iPad models are updated to iOS 12.2 or later.

If your iPad has previously been paired with an Apple Pencil, please unpair it before using this stylus.

Checking iOS Model

1. Go to Settings > General > About > Model Number.
2. Alternatively, check the back of the iPad device for the model information.



Instructions for Use

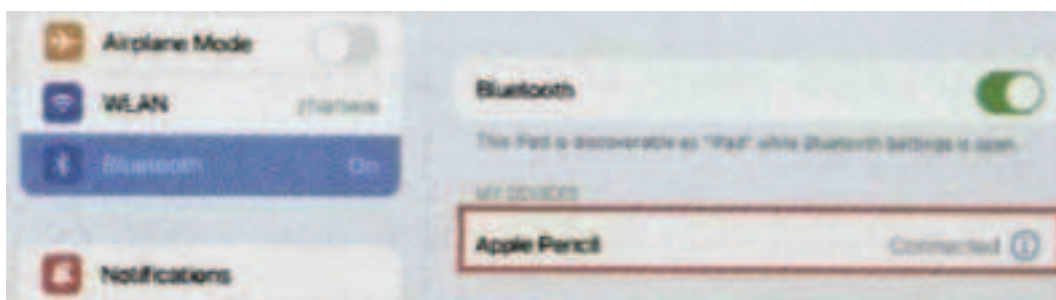
This stylus does not have Bluetooth functionality, so there's no need to install Bluetooth or apps. Simply press the power button to use it.

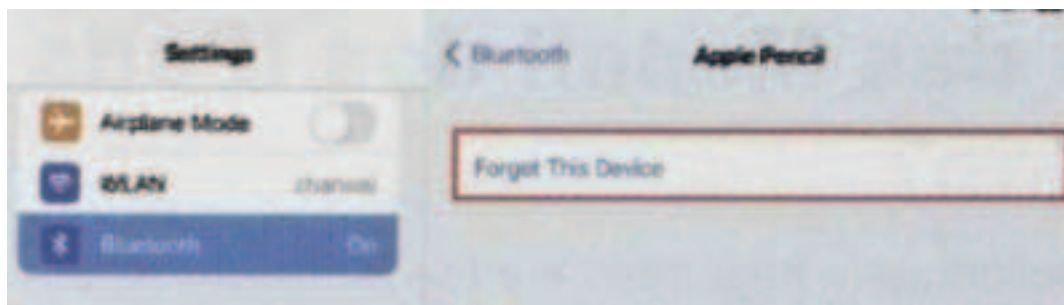
1. Go to Settings > Apple Pencil and turn off the option "Only Draw with Apple Pencil."

2. If your iPad has previously been paired with an Apple Pencil, please follow step 1 or step 2 to disconnect it before using this stylus:


Go to Settings > Bluetooth > Apple Pencil > Tap "Forget This Device."

1: Forget This Device



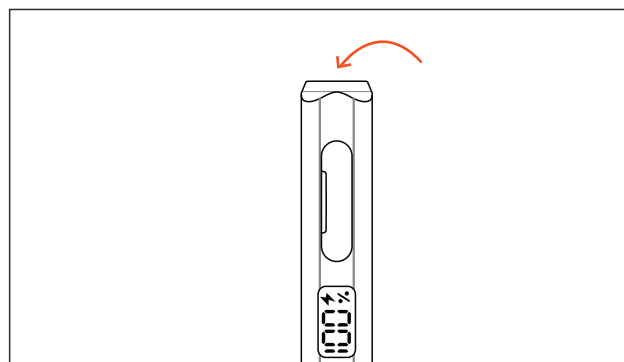


2: Go to Settings > Bluetooth and turn off Bluetooth.



Power On and Off

- a.** Press the power button. When the indicator light turns on, the stylus is activated.
- b.** With the stylus powered on, press the power button again to turn it off.



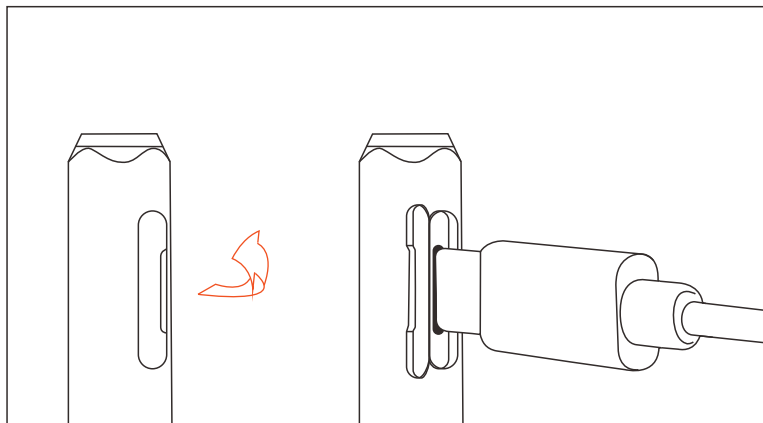
Auto Sleep

- a.** If the stylus is not used while powered on, it will automatically enter sleep mode after 10 minutes. The display screen will turn off in the final minute.

- b.** The stylus will automatically wake up and enter work mode if used within 10 minutes.
- c.** The stylus will automatically power off if not used within 10 minutes.

Fast Charging


- a.** Connect the charging cable to the charge port.
- b.** The indicator on the screen will flash while charging. When it reaches 100%, the stylus is fully charged.
- c.** Charging usually takes about 18 minutes, and the stylus can be used continuously for up to 12 hours after being fully charged.



Magnetic Attachment Function

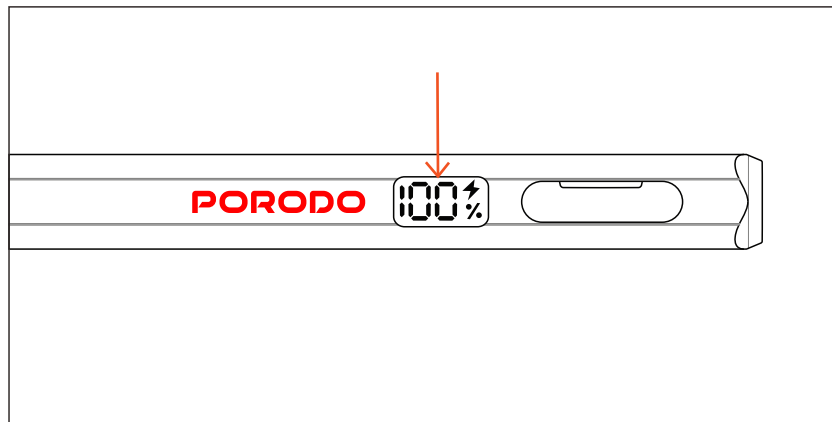
The iPad Pencil easily attaches magnetically to the side of the iPad Pro or iPad Air, making it convenient to carry around.

Note: This feature is available only for iPads that support magnetic attachment, such as the iPad Pro and iPad Air.



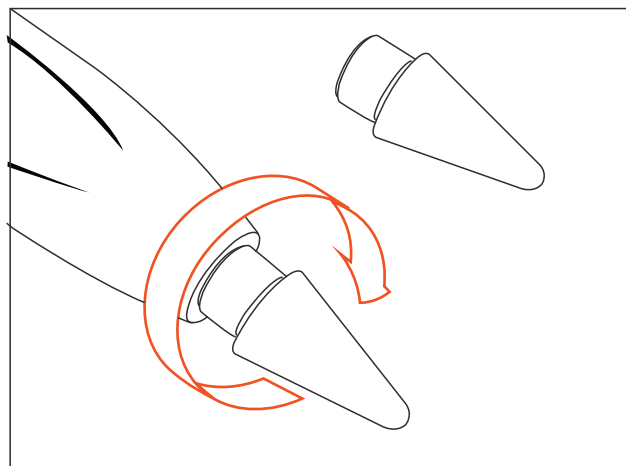
K OLED Screen

Displays the battery level in real-time.



K Replace the Stylus Tip

The stylus tip is removable and replaceable, allowing for easy maintenance and continued use by simply swapping out the worn tip.



K Package Contents

1. Stylus Pen
2. Stylus Replaceable Tip
3. Charging Cable

Disposal

This product must not be disposed of as unsorted household waste. It is important to separate such waste for proper treatment and recycling, in compliance with local waste management regulations.

Warranty

Products that you buy directly from our **Porodo** website or shop come with a 24-month warranty.

When you buy **Porodo** products from any of our approved sellers, you only get a 12-month warranty. If you want to extend this warranty, go to our website at **porodo.net/warranty** and fill out the form with your information. Don't forget to upload a picture of the product too. After we've checked and accepted your request, we'll send you an email to confirm that your product's warranty has been extended.

For more info, please check:
porodo.net/warranty

Contact Us

If you have any questions about this Privacy Policy, please contact us at:
info@porodo.net

Website: **porodo.net**

Service Support: **support@porodo.net**

Instagram: **[porodo](https://www.instagram.com/porodo)**