



USER INSTRUCTION - ENGLISH – 10/2024

# PA LIFTING BRACKETS

500-216110



for LPM250 hoist

500-216120



for LP500 hoist

500-216130



for LP1000 hoist

Address

Priebe-ScanRig AB

Org.no.

556924-7793

Ridspögatan 15H  
213 77 Malmö

Tenngatan 13  
602 23 Norrköping

Phone

+46 10-211 50 50

Email

info@psrig.com  
sales@psrig.com  
support@psrig.com

(headquarters  
& sales office)

(office, workshop  
& warehouse)

Website

www.psrig.com

## General information



Read all instructions and warnings carefully before using the product.

These instructions are intended for end users. Only information deemed necessary to properly use the rigging equipment is disclosed in this instruction.

Contact us at PSRIG if you need support or service. Reach us by calling [+46 10-211 50 50](tel:+46102115050) or send a message to [support@psrig.com](mailto:support@psrig.com).

## Application

Our versatile lifting bracket for PA equipment provides a secure and efficient mounting solution, adaptable to a range of applications. Available in multiple sizes to accommodate different chain hoists and entertainment loads from 250 kg to 1000 kg, it ensures reliable performance across various configurations.

While optimized for use with GIS chain hoists, the bracket is compatible with a wide selection of chain hoists, depending on chain diameter. For detailed compatibility, please refer to the technical drawings in this document.



The lifting bracket is engineered for optimal performance under continuous load. When operated without a load, the lifting motion may become slightly asymmetrical. To maintain stability, we recommend using a dummy weight when the bracket is not loaded with equipment.



The bracket uses a 2-fall chain system with a secondary attachment point, separate from the chain hoist housing. As a result, the hoist is capable of lifting double its marked maximum load. To ensure safe operation, be sure to adjust the hoist's overload protection in accordance with the lifting bracket's Entertainment Load Limit (ELL).

## General safety information



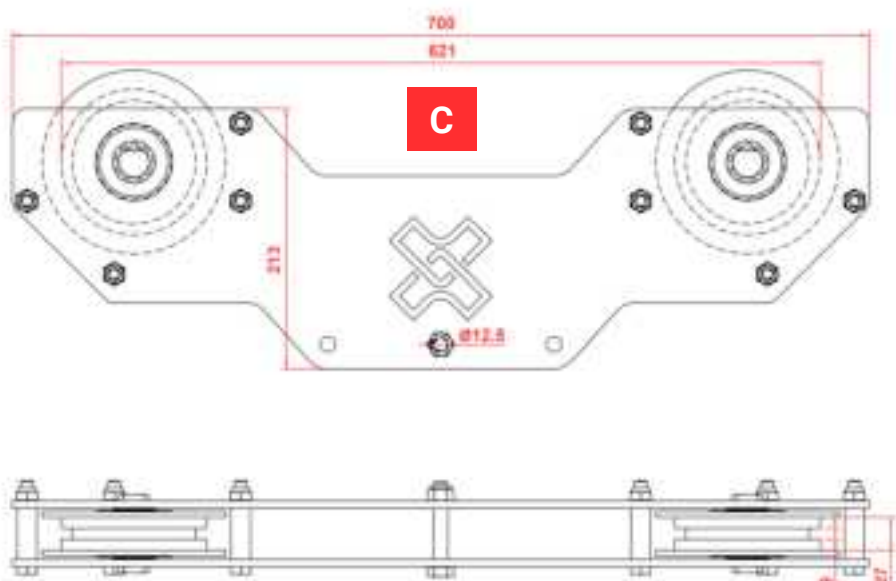
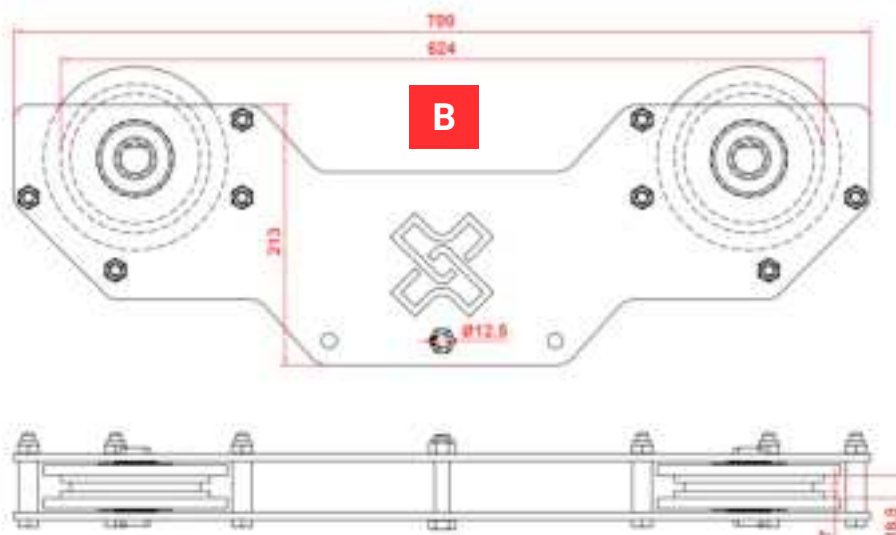
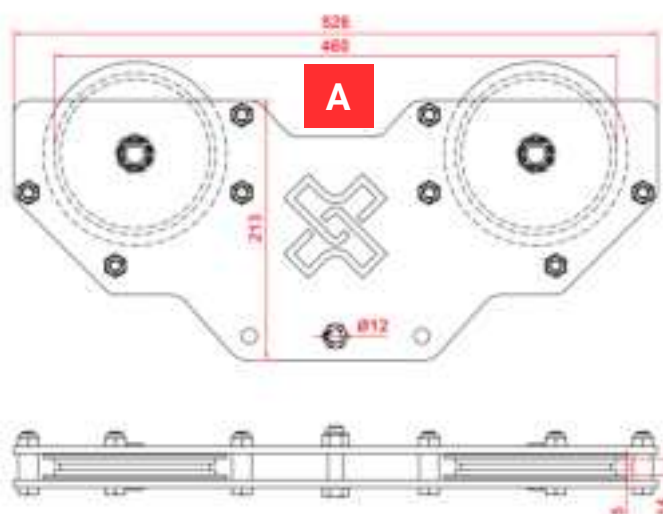
Inspect the equipment before use. Inspections should be conducted in accordance with local laws and regulations, as frequently as required, but at least once per year. Check all components for missing parts, damage, or corrosion. Remove the equipment from service if it shows signs of wear. If you have any doubts, contact PSRIG for further guidance.



Repair and maintenance should only be performed by qualified personnel.

## Product dimensions and specifications

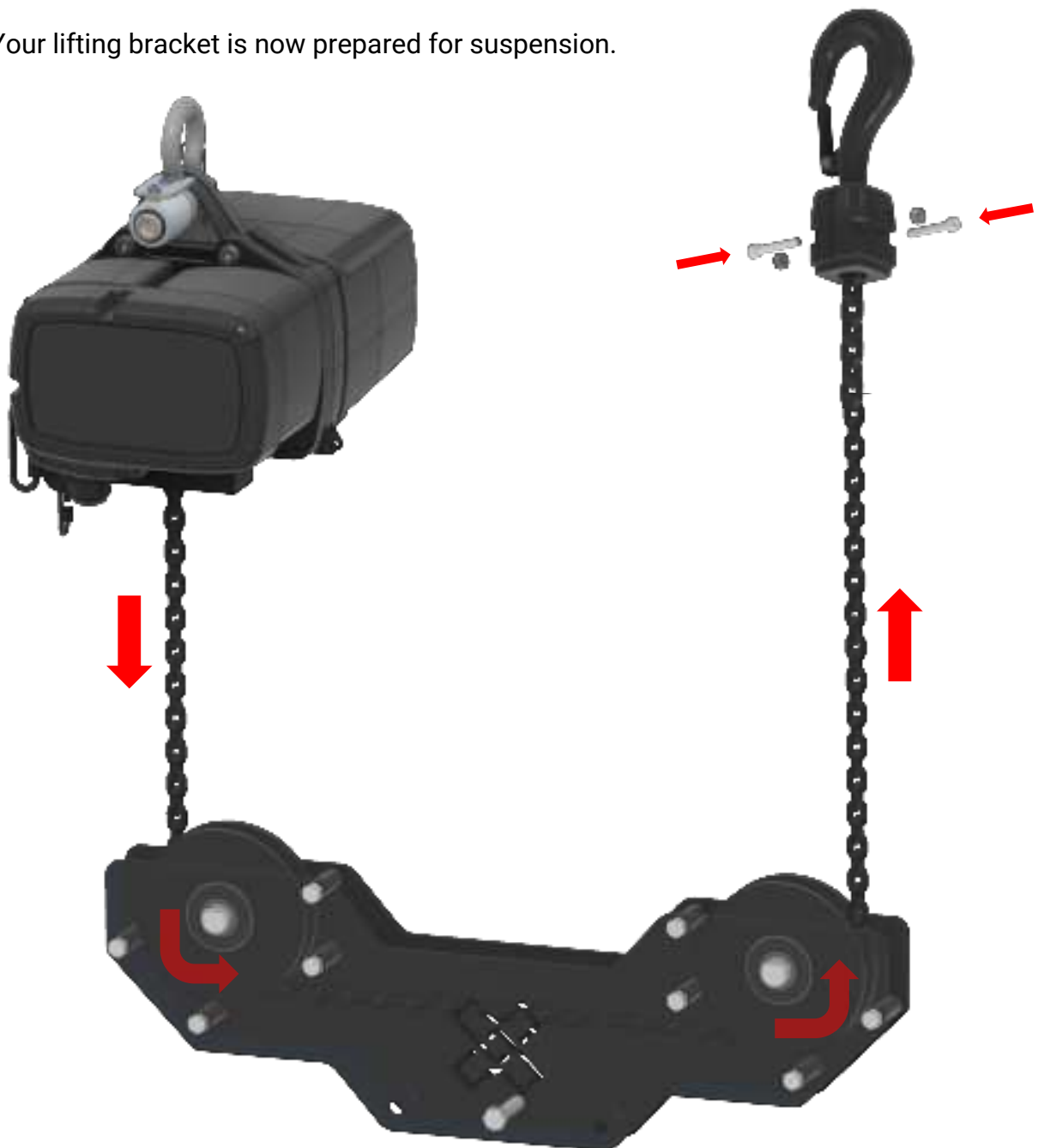
No.	Article	ELL	Safety factor
A	500-216110	250 kg	8:1
B	500-216120	500 kg	4:1
C	500-216130	1000 kg	2:1



## Installation

1. Remove the load hook from the chain by unscrewing the bolts.
2. Guide the chain through the lifting bracket, threading it around both pulleys and exiting upwards. Ensure the chain remains straight, as a twisted chain may damage the pulleys.
3. Reattach the load hook back to the chain using the bolts, making sure it is securely fastened.
4. Secure the load hook to the secondary anchor point.

Your lifting bracket is now prepared for suspension.



### **Note**

The information in this document may be updated or removed at any time and without further notice. Corrections and additions may be added to the latest version of the instruction.



# Sammenstillingserklæring

Iht maskinforskriftens iht vedlegg II, B



Prostage AS, orgnr 99062952, bekrefter med dette at følgende produkt(er) oppfyller forskrift(ene):  
EU Maskindirektiv 2006/42/EC

**Produktnummer:** 169140

**Beskrivelse:** PSRIG PA lifting bracket - ELL 250kg, For 2-fall chain

**Største arbeidsbelastning:** ELL 250kg

**Kjenningsnr. eller merke:** N/A

**Produsent:** Priebe-Scanrig AB

Prostage AS, org.nr 993062952 bekrefter med dette at overnevnte produkter er produsert iht følgende standard(er) og/eller tekniske spesifikasjon(er):

**Produsert iht:** NS-EN 17206:2020

Den delvis ferdigstilte enheten må ikke tas i bruk før maskinen eller redskapet som den skal integreres i, er samsvarsvurdert etter kravene i førstnevnte forskrift.

## Produsentens representant i Norge:

Prostage AS  
Org.nr 993062952  
Tvetenveien 30  
0666 Oslo  
[www.prostage.no](http://www.prostage.no)  
[post@prostage.no](mailto:post@prostage.no)

Oslo, 23/10-24

Gunnar W. Naas  
Daglig leder