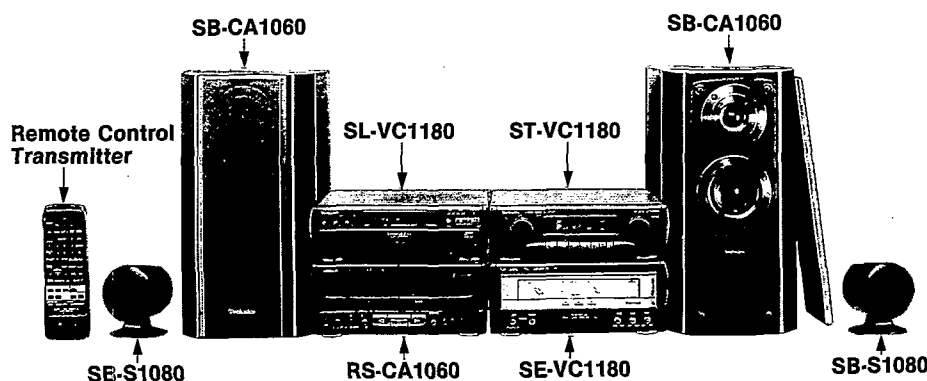


# Service Manual

## Stereo Amplifier

# SE-VC1180

Amplifier



Colour

(K)...Black Type

Area

| Suffix for Model No. | Area               | Colour |
|----------------------|--------------------|--------|
| (E)                  | Europe.            | (K)    |
| (EB)                 | Great Britain.     |        |
| (EG)                 | Germany and Italy. |        |

System: SC-VC1180

Because of unique interconnecting cables, when a component requires service, send or bring in the entire system.

Please file and use this manual together with the service manual for Model No. SE-CA1080, Order No. AD9406158C2 and Supplement Order No. AD9410291S2.

- Notes:**
- This service manual is provided to indicate the main differences between the original model No. SE-CA1080 (E) and the subsequent model No. SE-VC1180 (E, EB, EG).
  - Refer to the Connections, Quick reference of remote control operation and Preparing of the remote control of Service manual for Model No. SL-VC1180 (E), Order No. AD9506160C2.

| System    | Tuner     | Video CD Changer | Amplifier | Cassette deck | Speaker                            |
|-----------|-----------|------------------|-----------|---------------|------------------------------------|
| SC-VC1180 | ST-VC1180 | SL-VC1180        | SE-VC1180 | RS-CA1060     | *SB-CA1080<br>(SB-CA1060+SB-S1080) |

\* Made in PAES

### ⚠ WARNING

This service information is designed for experienced repair technicians only and is not designed for use by the general public. It does not contain warnings or cautions to advise non-technical individuals of potential dangers in attempting to service a product. Products powered by electricity should be serviced or repaired only by experienced professional technicians. Any attempt to service or repair the product or products dealt with in this service information by anyone else could result in serious injury or death.

# Technics®

© 1995 Matsushita Electric Industrial Co., Ltd.  
All rights reserved. Unauthorized copying and distribution is a violation of law.

CHANGES

CHANGE IN REPLACEMENT PARTS LIST (SL-CA1080 Service Manual of pages 17, 19, 20.)

- Notes:**
- Mentioned in this parts list is only those different from Model No. SE-CA1080 (E).  
All other parts are the same as for SE-CA1080 (E).
  - Important safety notice:  
Components identified by  $\Delta$  mark have special characteristics important for safety.  
Furthermore, special parts which have purposes of fire-retardant (resistors), high-quality sound (capacitors), low-noise (resistors), etc. are used.  
When replacing any of components, be sure to use only manufacturer's specified parts shown in the parts list.
  - The "(SF)" mark denotes the standard part.
  - [V] indicates in Remarks columns parts that are supplied by Video Recorder Division.

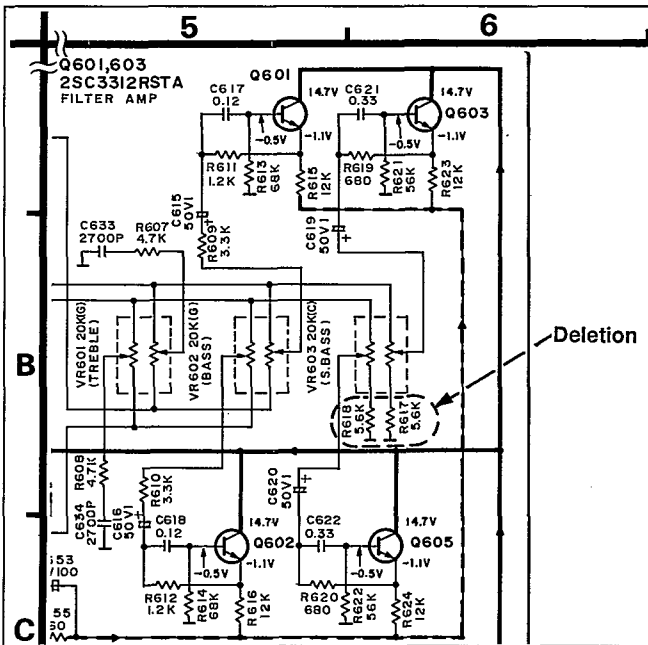
| Ref. No.            | Change of Part No. |                          | Part Name & Description     | Remarks         |
|---------------------|--------------------|--------------------------|-----------------------------|-----------------|
|                     | SE-CA1080<br>(E)   | SE-VC1180<br>(E, EB, EG) |                             |                 |
| INTEGRATED CIRCUITS |                    |                          |                             |                 |
| IC803               | XLU2040F-T1        | BU2040F-T2               | LED DRIVE                   |                 |
| RESISTORS           |                    |                          |                             |                 |
| R617, 618           | ERDS2TJ562         | —                        | 1/4W 5.6KΩ                  | Deletion        |
| R661, 662           | —                  | ERDS2TJ152               | 1/4W 1.5KΩ                  | Addition        |
| CAPACITORS          |                    |                          |                             |                 |
| C561                | RCE1EM221BV        | ECA1EM221B               | 25V 220μF                   |                 |
| C1101, 1102         | ECBT1E223ZF        | ECBT1H473ZF5             | 50V 0.047μF                 |                 |
| CABINET AND CHASSIS |                    |                          |                             |                 |
| 1                   | RHD30007           | RHD30007-K1              | SCREW                       |                 |
| 5                   | RFKHE1080EK        | RFKHVC1180E              | REAR GRILL ASS'Y            | (E, EG)         |
|                     |                    | RFKHVC1180EB             | REAR GRILL ASS'Y            | (EB)            |
| 8                   | RFKGCECA1080E      | RFKGEVC1180E             | FRONT PANEL ASS'Y           |                 |
| 14                  | RSE0005A           | RSE0005A-1               | METER UNIT                  |                 |
| 16                  | RWJ1808150XX       | RWJ1808100XX             | FLAT CABLE (W703) (8P)      |                 |
| 23                  | SYE1128-2          | SYE1128-4                | FAN ASS'Y                   |                 |
| 23-4                | SHE233             | SHE233-1                 | FAN CASE                    |                 |
| PACKING MATERIAL    |                    |                          |                             |                 |
| P1                  | RPG2130-1          | RPG2585                  | PACKING CASE (SYSTEM)       | (E, EG)         |
|                     |                    | RPG2586                  | PACKING CASE (SYSTEM)       | (EB)            |
| P2                  | RPG2232            | RPG2232                  | PACKING CASE (TUNER)        |                 |
|                     |                    | RPG2352                  | PACKING CASE (CD)           |                 |
| P3                  | RPN0816            | RPN0816                  | CUSHION (TUNER)             |                 |
|                     |                    | RPN0858                  | CUSHION (CD)                |                 |
| P7                  | XZB25X34C03Y       | XZB25X34C03X             | PROTECTION BAG (F.B., ACC.) |                 |
| ACCESSORIES         |                    |                          |                             |                 |
| A1                  | RAK-CH729WH        | RAK-CH739WH              | REMOTE CONTROL TRANSMITTER  |                 |
| A5                  | RJA0019-2A         | RJA0019-2K               | AC POWER SUPPLY CORD        | (E, EG) Δ (SF)  |
|                     |                    | VJA0733                  | AC POWER SUPPLY CORD        | (EB) Δ (SF) [V] |
| A6                  | RFKSECA1060E       | RFKSVC1180E              | INSTRUCTION MANUAL ASS'Y    | (E)             |
|                     |                    | RFKSVC1180EB             | INSTRUCTION MANUAL ASS'Y    | (EB)            |
|                     |                    | RQT3063-E                | INSTRUCTION MANUAL          | (EG)            |
| A13                 | —                  | SJP2198                  | VIDEO CONNECTION CABLE      | Addition        |
| A14                 | —                  | VFA0151-1                | 21-PIN PLUG ADAPTOR         | Addition        |

# SCHEMATIC DIAGRAM (SE-CA1080 Service Manual of page 8.)

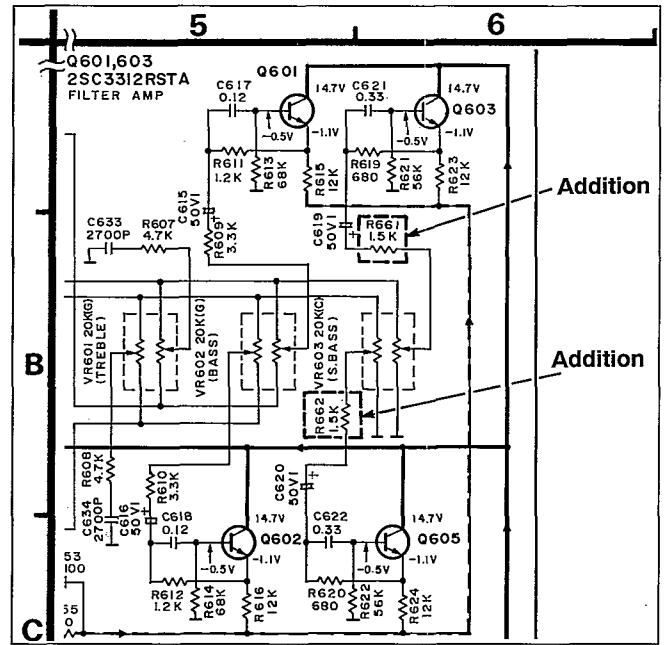
Note: Those parts have added.

## A OPERATION CIRCUIT

SE-CA1080



SE-VC1180

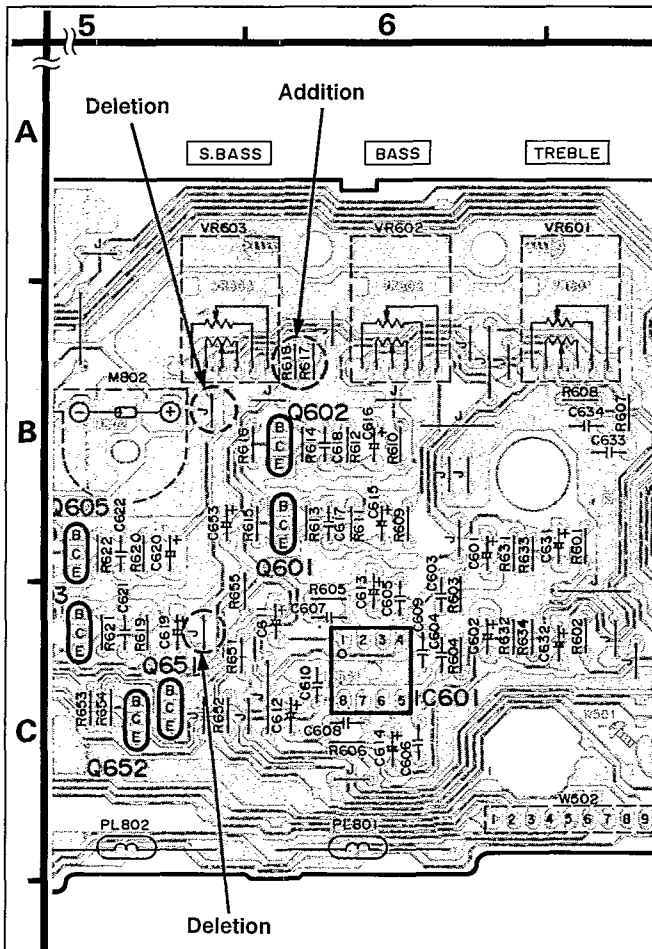


# PRINTED CIRCUIT BOARDS (SE-CA1080 Service Manual of page 14.)

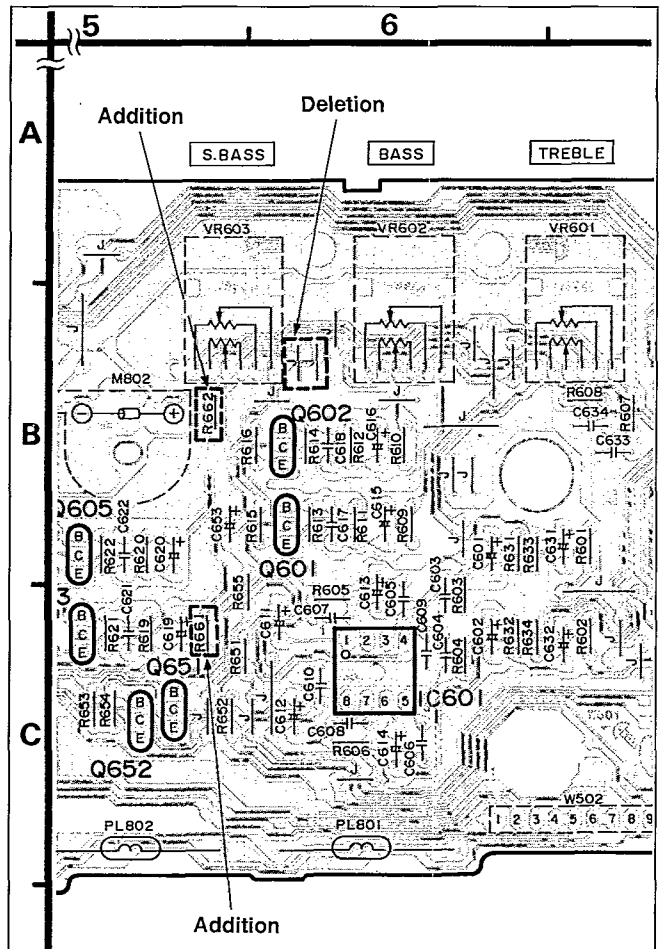
Note: Those parts have added.

## A OPERATION P.C.B. (REP1924B-S)

SE-CA1080



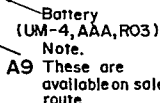
SE-VC1180



**Note:** Those parts have changed.



**Note:** Those parts have added.

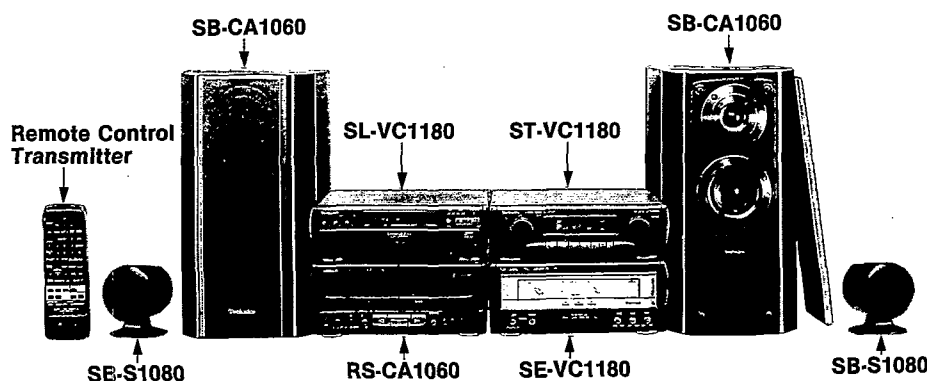


# Service Manual

Stereo Amplifier

## SE-VC1180

Amplifier



### Colour

(K)...Black Type

### Area

| Suffix for Model No. | Area               | Colour |
|----------------------|--------------------|--------|
| (E)                  | Europe.            | (K)    |
| (EB)                 | Great Britain.     |        |
| (EG)                 | Germany and Italy. |        |

System: SC-VC1180

Because of unique interconnecting cables, when a component requires service, send or bring in the entire system.

Please file and use this manual together with the service manual for Model No. SE-CA1080, Order No. AD9406158C2 and Supplement Order No. AD9410291S2.

- Notes:**
- This service manual is provided to indicate the main differences between the original model No. SE-CA1080 (E) and the subsequent model No. SE-VC1180 (E, EB, EG).
  - Refer to the Connections, Quick reference of remote control operation and Preparing of the remote control of Service manual for Model No. SL-VC1180 (E), Order No. AD9506160C2.

| System    | Tuner     | Video CD Changer | Amplifier | Cassette deck | Speaker                            |
|-----------|-----------|------------------|-----------|---------------|------------------------------------|
| SC-VC1180 | ST-VC1180 | SL-VC1180        | SE-VC1180 | RS-CA1060     | *SB-CA1080<br>(SB-CA1060+SB-S1080) |

\* Made in PAES

### ⚠ WARNING

This service information is designed for experienced repair technicians only and is not designed for use by the general public. It does not contain warnings or cautions to advise non-technical individuals of potential dangers in attempting to service a product. Products powered by electricity should be serviced or repaired only by experienced professional technicians. Any attempt to service or repair the product or products dealt with in this service information by anyone else could result in serious injury or death.

# Technics®

© 1995 Matsushita Electric Industrial Co., Ltd.  
All rights reserved. Unauthorized copying and distribution is a violation of law.

CHANGES

CHANGE IN REPLACEMENT PARTS LIST (SL-CA1080 Service Manual of pages 17, 19, 20.)

- Notes:**
- Mentioned in this parts list is only those different from Model No. SE-CA1080 (E).  
All other parts are the same as for SE-CA1080 (E).
  - Important safety notice:  
Components identified by  $\Delta$  mark have special characteristics important for safety.  
Furthermore, special parts which have purposes of fire-retardant (resistors), high-quality sound (capacitors), low-noise (resistors), etc. are used.  
When replacing any of components, be sure to use only manufacturer's specified parts shown in the parts list.
  - The "(SF)" mark denotes the standard part.
  - [V] indicates in Remarks columns parts that are supplied by Video Recorder Division.

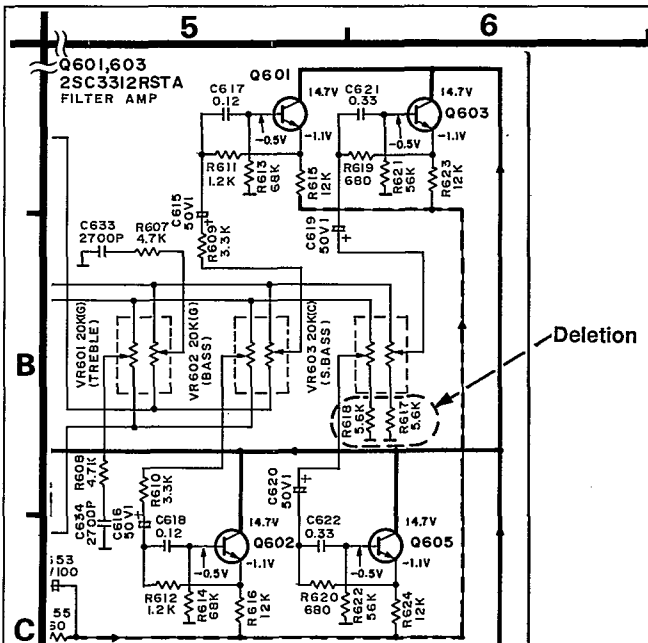
| Ref. No.            | Change of Part No. |                          | Part Name & Description     | Remarks         |
|---------------------|--------------------|--------------------------|-----------------------------|-----------------|
|                     | SE-CA1080<br>(E)   | SE-VC1180<br>(E, EB, EG) |                             |                 |
| INTEGRATED CIRCUITS |                    |                          |                             |                 |
| IC803               | XLU2040F-T1        | BU2040F-T2               | LED DRIVE                   |                 |
| RESISTORS           |                    |                          |                             |                 |
| R617, 618           | ERDS2TJ562         | —                        | 1/4W 5.6KΩ                  | Deletion        |
| R661, 662           | —                  | ERDS2TJ152               | 1/4W 1.5KΩ                  | Addition        |
| CAPACITORS          |                    |                          |                             |                 |
| C561                | RCE1EM221BV        | ECA1EM221B               | 25V 220μF                   |                 |
| C1101, 1102         | ECBT1E223ZF        | ECBT1H473ZF5             | 50V 0.047μF                 |                 |
| CABINET AND CHASSIS |                    |                          |                             |                 |
| 1                   | RHD30007           | RHD30007-K1              | SCREW                       |                 |
| 5                   | RFKHE1080EK        | RFKHVC1180E              | REAR GRILL ASS'Y            | (E, EG)         |
|                     |                    | RFKHVC1180EB             | REAR GRILL ASS'Y            | (EB)            |
| 8                   | RFKGCECA1080E      | RFKGEVC1180E             | FRONT PANEL ASS'Y           |                 |
| 14                  | RSE0005A           | RSE0005A-1               | METER UNIT                  |                 |
| 16                  | RWJ1808150XX       | RWJ1808100XX             | FLAT CABLE (W703) (8P)      |                 |
| 23                  | SYE1128-2          | SYE1128-4                | FAN ASS'Y                   |                 |
| 23-4                | SHE233             | SHE233-1                 | FAN CASE                    |                 |
| PACKING MATERIAL    |                    |                          |                             |                 |
| P1                  | RPG2130-1          | RPG2585                  | PACKING CASE (SYSTEM)       | (E, EG)         |
|                     |                    | RPG2586                  | PACKING CASE (SYSTEM)       | (EB)            |
| P2                  | RPG2232            | RPG2232                  | PACKING CASE (TUNER)        |                 |
|                     |                    | RPG2352                  | PACKING CASE (CD)           |                 |
| P3                  | RPN0816            | RPN0816                  | CUSHION (TUNER)             |                 |
|                     |                    | RPN0858                  | CUSHION (CD)                |                 |
| P7                  | XZB25X34C03Y       | XZB25X34C03X             | PROTECTION BAG (F.B., ACC.) |                 |
| ACCESSORIES         |                    |                          |                             |                 |
| A1                  | RAK-CH729WH        | RAK-CH739WH              | REMOTE CONTROL TRANSMITTER  |                 |
| A5                  | RJA0019-2A         | RJA0019-2K               | AC POWER SUPPLY CORD        | (E, EG) Δ (SF)  |
|                     |                    | VJA0733                  | AC POWER SUPPLY CORD        | (EB) Δ (SF) [V] |
| A6                  | RFKSECA1060E       | RFKSVC1180E              | INSTRUCTION MANUAL ASS'Y    | (E)             |
|                     |                    | RFKSVC1180EB             | INSTRUCTION MANUAL ASS'Y    | (EB)            |
|                     |                    | RQT3063-E                | INSTRUCTION MANUAL          | (EG)            |
| A13                 | —                  | SJP2198                  | VIDEO CONNECTION CABLE      | Addition        |
| A14                 | —                  | VFA0151-1                | 21-PIN PLUG ADAPTOR         | Addition        |

# SCHEMATIC DIAGRAM (SE-CA1080 Service Manual of page 8.)

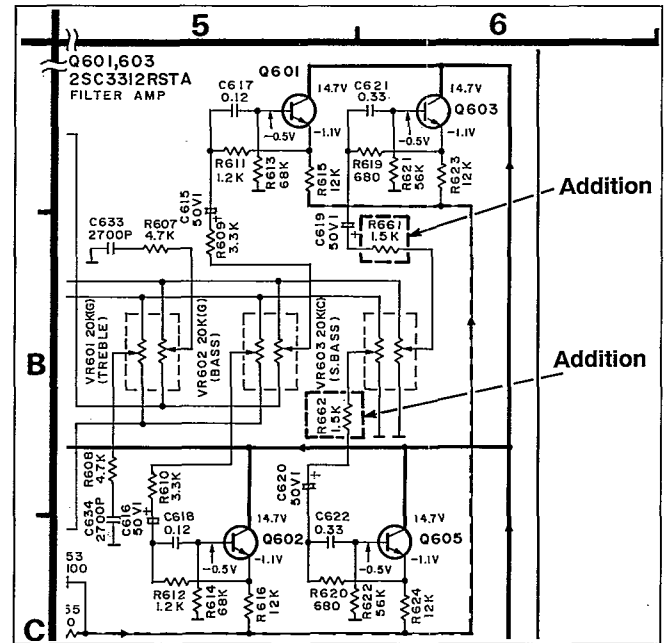
Note: Those parts have added.

## A OPERATION CIRCUIT

SE-CA1080



SE-VC1180

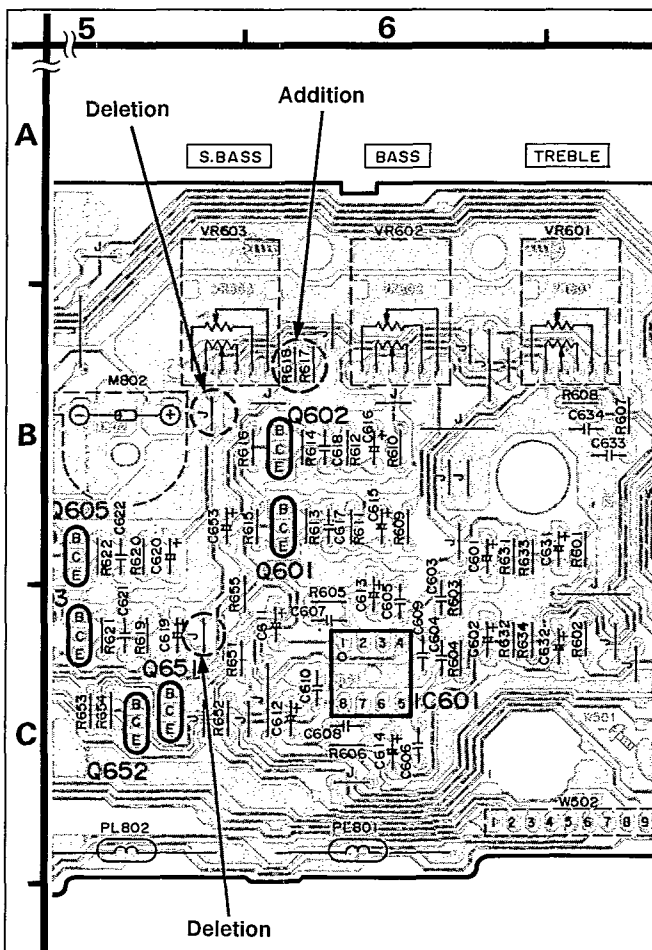


# PRINTED CIRCUIT BOARDS (SE-CA1080 Service Manual of page 14.)

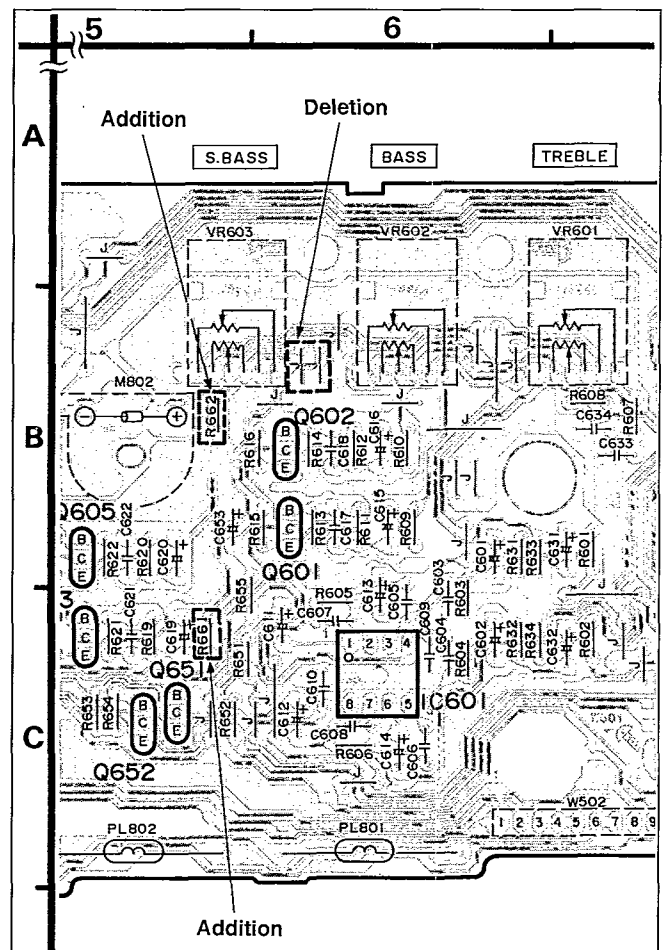
Note: Those parts have added.

## A OPERATION P.C.B. (REP1924B-S)

SE-CA1080



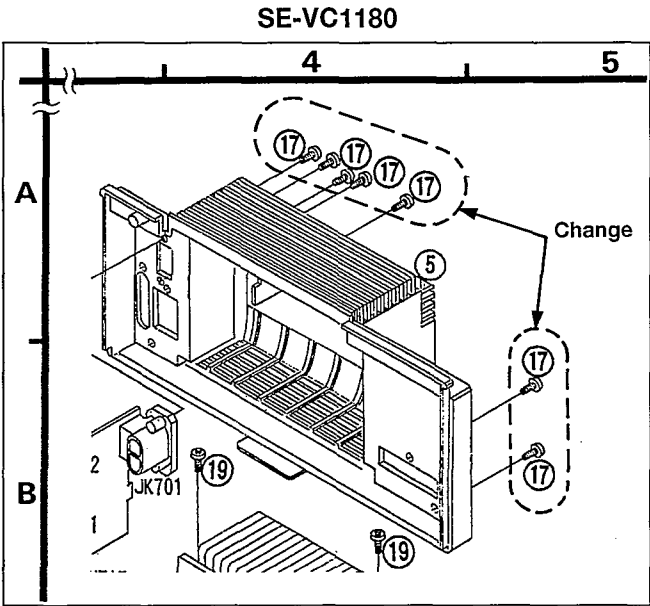
SE-VC1180



996

**CABINET PARTS LOCATION** (SE-CA1080 Service Manual of page 16.)

Note: Those parts have changed.



**PACKAGING** (SE-CA1080 Service Manual of page 21.)

Note: Those parts have added.

