




Mcombo

ACCENT CHAIR

6151-4720



Toll Free(US) : 3235971109

Website : www.mcombo.com Amazon sold by: MCombo

Warranty Claim : sales@mcombo.com

Sales & Technical Questions : sales@mcombo.com sales@exacme.com

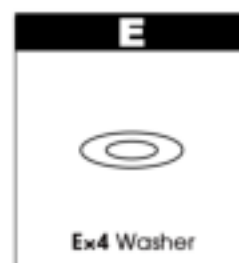
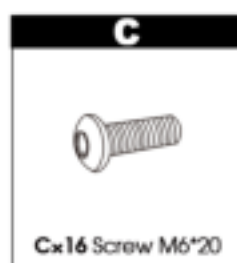
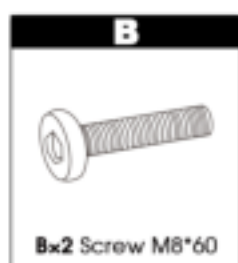
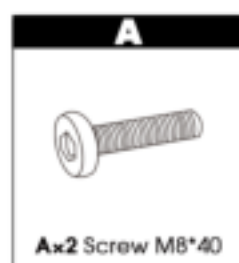
CONGRATULATIONS!

Mcombo Accent Chair - a name synonymous with classic design and the carrier of value and quality. Our products are directly from factory and eliminated the cost of middlemen. The Accent Chair is a high-quality shading solution to enhance comfortable feelings as you try to enjoy the nice day.

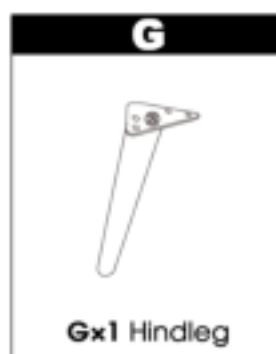
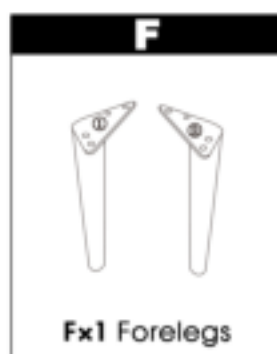
WARRANTY

- All warranties are to the original purchaser from **MCOMBO ONLY** ®
- **MCOMBO** ® will replace the defective parts or send replacement item provided that the warranty parts have not been subjected to misuse, abuse or improper service by the consumer, for example, damaged wire arising in consequence of negligence or improper operation.
- **MCOMBO** ® All of chairs come with a 30-day return/replace policy. During this time, we will cover the shipping cost of return and replacement for defective and damaged item, through provide pre-paid return label or pick up service for customer's convenience.

HARDWARE LIST



PARTS LIST



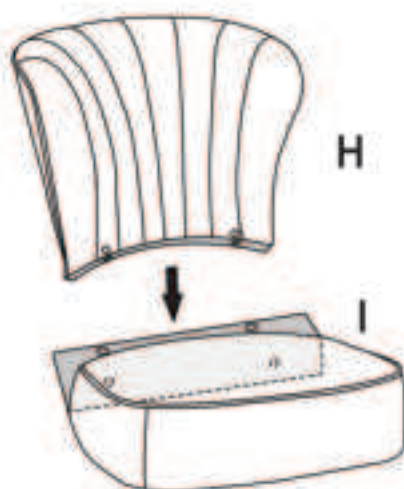
NOTE

Parts #F, #G, #K are in part #I.

Unzip the #I zipper, take out the above parts and start the installation.



Please remove all protective foam.

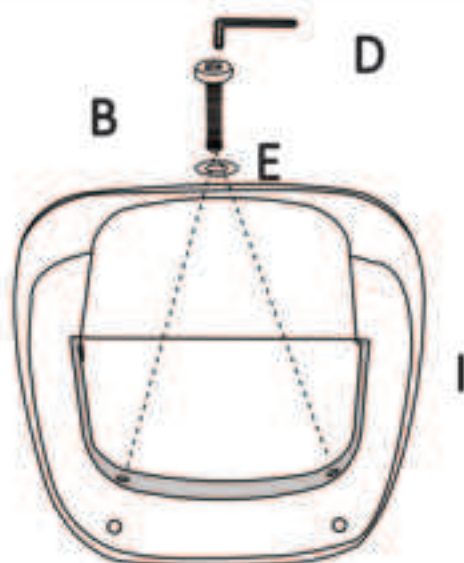
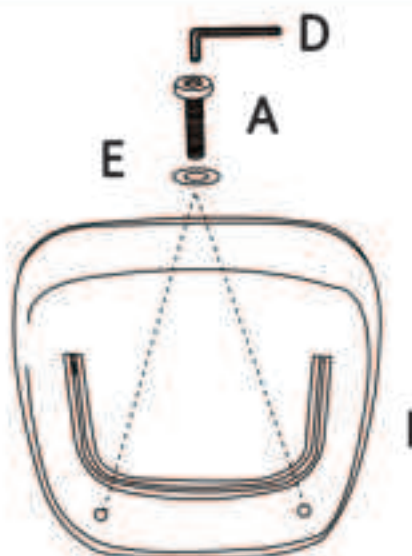


Step 1

Place the Backrest **#H** on the Seat Cushion **#I**. Make sure the holes line up.

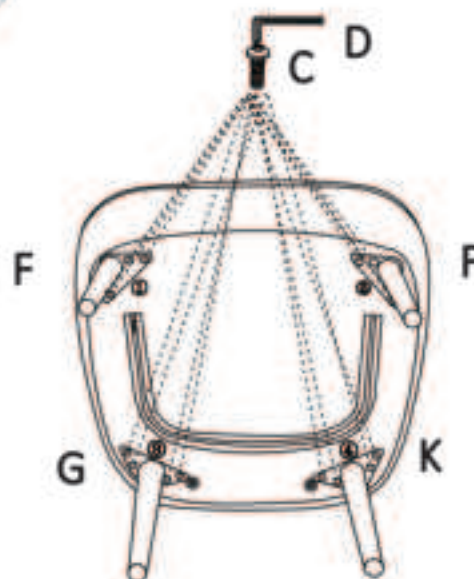
Step 2

Fasten the Seat Cushion **#I** with Screws **#A** & **#E** to the Backrest **#H** from below.



Step 3

Open the zipper on the underside of the seat cushion **#I**. Attach the Seat Cushion **#I** to the side of the Backrest **#H** with Screws **#B** & **#E**.



Step 4

Attach the Forelegs **#F** (①②) and Hindlegs **#G** (③) and **#K** (④) to the Seat Cushion **#I** with screws **#C**.

Step 5

All screws must be tightened with Allen key **#D** so that the product is stable. The floor protector under the legs can be adjusted to adapt to uneven floors

Now you can relax your body on this chair and even decorate your living room.



MCOMBO

ACCENT CHAIR INSTRUCTIONS

KINDLY REMINDER

Do you have any further ideas about the shape, fabric or color of the product?
please feel free to contact sales@mcombo.com