

WARRANTY

Limited Warranty

Jackery Inc. warrants to the original consumer purchaser that the Jackery product will be free from defects in workmanship and material under normal consumer use during the applicable warranty period identified in the "Warranty Period" section below, subject to the exclusions set forth below. This warranty statement sets forth Jackery's total and exclusive warranty obligation. We will not assume, nor authorize any person to assume for us, any other liability in connection with the sale of our products.

Warranty Period

The warranty period is 24 months. In each case, the warranty period is measured starting on the date of purchase by the original consumer purchaser. The sales receipt from the first consumer purchase, or other reasonable documentary proof, is required in order to establish the start date of the warranty period.

Remedy

Jackery will repair or replace (at Jackery's option) any Jackery product that fails to operate during the applicable warranty period due to defect in workmanship or material. If a valid claim is made during the applicable period, Jackery, at its option, will either (1) replace the product, or (2) exchange the product with a product that is of equal value. A replacement product assumes the remaining warranty of the original product or 180 days from the date of replacement, whichever is greater. Customer is responsible for the return shipping costs.

Limited to Original Consumer Buyer

The warranty on Jackery's product is limited to the original consumer purchaser and to any subsequent owner.

Exclusions

Jackery's warranty does not apply to (i) any product that is misused, abused, modified, damaged by accident, or used for anything other than normal consumer use as authorized in Jackery's current product literature, or (ii) any product purchased through an online auction house. Jackery's warranty does not apply to the battery cell unless the battery cell is fully charged by you within seven days after you purchase the product and at least every 6 months thereafter.


How to Receive Service

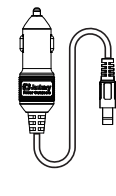
To obtain warranty service, contact our customer service team at hello@jackery.com.

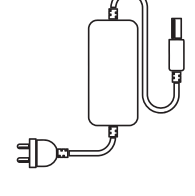
© Copyright 2012-2020 Jackery Inc. All trademarks cited herein are the property of their respective owners. The information contained herein is subject to change without notice. The only warranties for Jackery products and services are set forth in the warranty statements accompanying such products and services. Jackery shall not be liable for technical or editorial errors or omissions contained herein. First Edition: December 2019. Document Part Number: J1000-UM-001. This user guide describes features that are common to most models.


SPECIFICATIONS							
Capacity	Weight	Dimensions	Input	Car Port	AC Output	USB Output	USB Output
46.4Ah(21.6V) (1002Wh)	Around 10 kg / Around 22.04 lbs	Around 33.3 x 23.3 x 28.3cm Around 13.1 x 9.2 x 11.1in	24V=7.5A-8.33A (Support 12-30V)	12V=10A	3x110V-9.09A, 60Hz, 1000W max continuous, 2000W surge peak	2 x USB-C PD Output: 5V=3A 9V=2A, 12V=1.5A	USB-A Output: 5V=2.4A, quick charge 3.0 Output: 5-6.3V =3A 6.5-9V=2A 9-12V=1.5A
Battery	LED Flashlight	Lifecycles	Operating Temperature	Recharging Temperature	Management System	MPPT	Warranty
Lithium-ion	SOS LED	≥ 500	-10 ~ 40 °C	0 ~ 40 °C	Under voltage Protection Over voltage Protection Over current in Charge/Discharge Protection Short Circuit in Charge/Discharge Protection Over temperature in Charge/Discharge Protection Overcharging/Overvoltage Protection	Support Solar Panel MPPT Charging	24 Months
Certifications							
FCC, RoHS, UN38.3 CE, UL1642, PSE, etc.							
Technical Support							
Lifetime							

WHAT'S IN THE BOX

Jackery Explorer 1000

Car Charger Cable

AC & AC Cable (2 Parts)

User Manual

FAQS

What type of battery is in an Explorer 1000?

Explorer 1000 contains a battery pack which consists of an array of cylindrical 18650 lithium-ion battery cells with high energy density.

How do I know if my Explorer 1000 is charged?

To check the charge level of the Explorer 1000, refer to the LCD Battery Display.

Can I charge the Explorer 1000 while supplying power at the same time?

The Explorer 1000 could power other devices while recharging itself.

How do I know if my device will work with the Explorer 1000?

You will need to check the amount of power your device requires. This may require some research on your end. An online search or examining the user guide for your device should suffice. To be compatible with the Explorer 1000 you should use devices that require less than 1000W.

CONTACT US

www.jackery.com


hello@jackery.com

**1-888-502-2236**
Mon-Fri 9:00AM - 5:00PM (PST)

[jackeryinc](https://www.facebook.com/jackeryinc)

[jackeryinc](https://twitter.com/jackeryinc)

[jackeryusa](https://www.instagram.com/jackeryusa)


[Jackery Inc.](https://www.youtube.com/JackeryInc)

Jackery

Jackery Explorer 1000

USER MANUAL

FEATURES • TECHNICAL SPECIFICATIONS • HOW TO CHARGE • FAQS • WHAT'S IN THE BOX



Congratulations on your new Jackery Explorer 1000!

⚠ CHARGE FIRST! Before using your new Jackery Explorer, plug it into a suitable power outlet until it is fully charged. Then you can start your exciting journey with it.

Jackery

POWER

LCD Screen Button

Press the power button to check the remaining battery.

AC Button/ DC 12V Button / USB Button

Turn off each output by pressing its power button as it does not turn off automatically or it will drain the battery out.

LCD

Power Level Percentage

Check the battery level by pressing the display button before use. If battery is at a low level, charge first.

LCD screen flickers around 10 times when battery capacity drains to 20% and 10%.

Power of Input & Output (W)

If the Jackery Explorer's total output exceeds 1000W, it will automatically shut off.

Please ensure the power consumption is less than 1000W, then press the power button.

Low & High Temperature Alarm

The Explorer 1000 can power your devices at temperatures ranging from -10 ~ 40°C (14 ~ 104°F). If your working temperature is outside this range, the Explorer 1000 may stop working.

LED FLASHLIGHT

Press button for LED flashlight, hold on button for 2-3 seconds for SOS function, press button one more time to turn off.

ANDERSON Input

LCD

DC INPUT

LED Flashlight

DC Input

LCD Screen Button

DC Button

Car Port

USB Output

AC Output

Jackery EXPLORER 1000

WALL CHARGER
CAR CHARGER
SOLAR CHARGER (Optional)
ELECTRIC GENERATOR

12V/30A


100W


110V/1000W

CHARGING


Here are some common devices and their power requirements for each charging port.


DC Output


Car Fridge (60 W)
Around 66 Hours

Drone (90 W)
Around 20 Recharges


AC Outputs


12" Laptop (30 W)
Around 12.5 Recharges

32" TV (60 W)
Around 14 Hours

Drone (60 W)
Around 17 Recharges

USB Outputs


Smartphone (18 W)
Around 100 Recharges


Motion Camera (5 W)
Around 180 Recharges


Explorer 1000 will be turned off automatically in 12 hours when being drawn under 10W power for power saving


RECHARGING

Before use or storage, plug your Explorer 1000 into the wall until it is fully charged. If the display shows less than 20% capacity, plug it into a power source, like an AC outlet or a solar panel, as soon as possible. There are four ways to recharge your Jackery Explorer:

Wall Charger
Around 7.5 Hours

Car Charger
Around 14 Hours

100W Solar Panels (Optional)
(Depending on Weather)
Around 17 Hours

Electric Generator
Around 7.5 Hours

SAFETY INSTRUCTIONS

Read the following instructions to ensure safe usage:

⚠ DANGER

Noncompliance may very likely lead to serious injury** or death

- DO NOT disassemble, repair or modify the unit or the battery.
- DO NOT place the unit close to or in a fire or expose it to heat. Keep out of direct sunlight.
- DO NOT charge, use or store the unit in a bathroom or in an area exposed to rain or moisture.
- Only use the output socket to power external devices. Never connect the output to mains power under any circumstances.
- DO NOT touch the unit or the plug-in points if your hands are wet.
- DO NOT connect any metallic objects to the AC input or output.
- DO NOT rub your eyes if fluid from inside the unit should get in your eyes.
- DO NOT dispose the unit together with household waste.
- DO NOT use any inappropriate power cords.
- DO NOT operate the unit above the specified input voltage.
- DO NOT use the unit if it is not functioning correctly.
- DO NOT move the unit if it is recharging or in use.

⚠ WARNING

Noncompliance may lead to serious injury** or death

- Use and store the unit only in a clean and dry environment. Do not use and store in dusty and wet environment.
- Check the unit prior to every use. Do not use the unit if it is damaged, broken.
- DO not use the unit if the power cord is damaged or broken.
- Keep the unit away from children. DO NOT let children use the power supply unit.
- Keep this product away from pets.
- DO NOT use or store the unit in an area or environment with high temperature.
- Should fluid from inside of the unit come in contact with your skin or clothing, wash the affected areas with tap water.
- In a storm, unplug the power cord from the socket.
- DO NOT charge the unit via power supply systems that operate outside of 100-240V.
- DO NOT place the unit on its side or upside down while in use or storage.
- DO NOT use accessories for other usage.

⚠ CAUTION









Noncompliance may lead to injuries and/or property damage***

- If rust, peculiar odors, overheating or other abnormal circumstances are observed, stop using the unit immediately and contact the dealer or our customer service center.
- The unit complies with all legal requirements for transport of dangerous goods.
- Make sure that the unit is properly secured when transporting it in a motor vehicle.
- Only charge, use and store the unit within an ambient temperature of 0 to 40 °C (32 ~ 104 °F).
- Switch the unit off immediately if it has accidentally fallen, was dropped or was exposed to vibrations.
- Carefully read the instructions for the electric devices that you intend to connect to your power supply unit.
- Make sure that the device you are connecting is switched off before you connect it.

* Serious injuries include blindness, burns, electric shock, fractures, poisoning, etc., which can lead to complications, hospitalization or permanent treatment.

** Injuries include burns, electric shock, etc., which do not lead to hospitalization or permanent treatment.

*** Property damage includes buildings, belongings and pets, etc.

ATTENTION	
	Not permitted on aircrafts.
	To preserve the battery lifespan, please use and recharge at least once every 6 months.
	Use original or certified charger and cables.
	Avoid extreme temperature.
	Avoid dropping.
	Do not disassemble.
	It's not waterproof, do not expose to liquids.
	Please dispose of batteries and electronic goods in accordance with local regulations.

DISCLAIMER	
<ul style="list-style-type: none">• Our company cannot be held liable for damages caused by fire, earthquake, use by a third party, other accidents, intentional misconduct on the part of the customer, abuse or other abnormal conditions.• Do not repair any damage to the AC plug or power supply on your own.• The warranty covers all terms and conditions of the warranty. Contents that are not specified in the warranty terms and conditions are beyond our responsibility.• Our company assumes no liability for damages caused by incorrect use or non-compliance with this instruction manual. <p>Intended use: The Jackery Explorer 1000 portable power unit is intended as a power supply for electronic devices with a maximum power consumption of 1000W. Our product is not suitable to be used with equipment that relates to one's own personal safety and relies heavily on electricity, such as medical devices, equipment for nuclear facilities, the manufacture of air and spacecraft, etc. We therefore assume no liability for accidents involving personal safety, fires, or machine failures, caused by using our product with the aforementioned devices.</p>	

This device complies with part 15 of the FCC Rules. Operation is subject to the following two conditions:
(1) This device may not cause harmful interference.
(2) This device must accept any interference received, including interference that may cause undesired operation.